



BOND OVERSIGHT COMMITTEE WORKBOOK

Meeting

September 4, 2012

Presented by

Construction and Facility Services

Customer Focused...Always Responsive!

Bond Oversight Committee Meeting
September 4, 2012
8:30 a.m.

AGENDA

1. Welcome Leo Bobadilla
2. Minutes from April 17, 2012 Daniel Bankhead
3. Executive Summary Leo Bobadilla
4. Financial Report Kathi Redricks
Tonya Savoie
5. Project Update Report Dan Bankhead
6. Business Assistance (MWBE) Report Alexis Licata
7. 2012 Bond Program Communications and Outreach Ronnie Veselka
8. Executive Session Chris Hudson/Leo Bobadilla
9. Tour of Billy K. Reagan K-8 Educational Center Principal Joyce Williams
and CFS Team Members



CONSTRUCTION AND FACILITY SERVICES

Customer Focused Always Responsive!

CONSTRUCTION SERVICES DIVISION

3200 Center Street • Houston, TX 77007

September 4, 2012

BOND OVERSIGHT COMMITTEE MEETING

Welcome to the Bond Oversight Committee Meeting!

We truly appreciate this opportunity to share the enclosed information that demonstrates Construction and Facility Services' (CFS) capabilities, challenges, and successes in serving the Houston Independent School District community. CFS takes pride in producing a good learning environment at our campuses for our students, faculty and staff.

The details found within contain Minutes from the April 17, 2012 meeting, Financials that will be presented by Kathi Redricks and Tonya Savoie, and a Project Update Report given by Daniel W. Bankhead.

We will discuss the newest details of the Minority and Women-owned Business Enterprise – (M/WBE) Report by Alexis Licata and Ronnie Veselka will review communications and outreach efforts related to the proposed 2012 Bond Program.

For more information, please visit the Construction and Facility Services website at www.HISDprojects.com. We welcome your comments and suggestions on the information presented this morning.

Thank you for attending.



CONSTRUCTION AND FACILITY SERVICES

Customer Focused Always Responsive!

CONSTRUCTION SERVICES DIVISION

3200 Center Street • Houston, TX 77007

MEETING NOTES

PROJECT: **Bond Oversight Committee Meeting**
2007 HISD Facilities Capital (Bond) Program

PROJECT NO:
LOCATION: Lora Peck Elementary School
5001 Martin Luther King Jr Blvd.
Houston, Texas 77021

DATE: 17 April 2012 TIME: 8:30 A.M.

PRESENT: **Bond Oversight Committee (BOC)**
Mr. Chris Hudson, Chair
Mr. Gary J. White
Mr. Minh Tran
Dr. D.V. 'Sonny' Flores

Team Members

Mr. James Rice, Rice & Gardner
Mr. Kenneth English, AECOM
Mr. Warren Mueller, Atser
Mr. Mark Metyko, Atser

Houston Independent School District (HISD)

Mr. Leo Bobadilla, Business Operations
Mr. Dan Bankhead, Construction & Facility Svcs.
Mr. Issa Dadoush, Construction & Facility Svcs.
Ms. Tonya Savoie, Finance
Ms. Kathi Redricks, Finance
Ms. Mamie Gonzales, Constr. & Facility Svcs.
Ms. Alexis Licata, Business Assistance
Ms. Tamara De La Fuente, Business Operations
Ms. Matisia Hollingsworth,
Ms. Cheryl Hughes, Construction & Facility Svcs.
Mr. Elvis Eaglin, Procurement
Mr. Darrell Sanders

Guests

Mr. Ben Mendez, PMG

The general purpose of this meeting was to brief the Oversight Committee members on the current status of the new construction and renovation projects funded through the 2007 Facilities Capital Program and to discuss related issues, questions, and activities:

Action	Item No.	Discussion	Due Date
		Introduction	
	1.	Mr. Issa Dadoush called the meeting to order @ 8:34 a.m. After the welcome, he allowed round table introductions of each attendee. He conveyed to the committee that he would provide an executive summary on the status of construction projects over the past quarter. The meeting took place at Lora Peck Elementary School and Mr. Dadoush offered to do a tour of the new school after the meeting.	
	2.	Meeting Minutes from January 17, 2012: A draft of the previous meeting minutes was reviewed. With no changes or corrections, a motion was made and seconded to approve minutes as presented.	



CONSTRUCTION AND FACILITY SERVICES

Customer Focused Always Responsive!

CONSTRUCTION SERVICES DIVISION

3200 Center Street • Houston, TX 77007

Action	Item No.	Discussion	Due Date
--------	----------	------------	----------

3. Executive Summary

Mr. Dadoush presented an Executive Summary, outlining the transformation of schools throughout the city due to the \$805 million bond proposal that voters approved in 2007. Mr. Dadoush stated that this Executive summary would be different from the last meeting as he was looking for “history” regarding the bond program and the fact that litigation had impacted the progress for moving forward. Money was not available for the past several years and we have actually had full funding for the first time and Ms. Redricks and Ms. Savoie could confirm same. Litigation actually delayed the construction in the beginning and now that it’s been resolved we have been able to move forward. We are currently in Phase 3. The projects now under construction will be completed during summer. The promises that were made for 2007 have been honored fully. The summary included expansions, safety and security upgrades, and new schools to replace aging facilities. Security has been made the top priority for students and, teachers alike. We have added new fencing and will be adding additional fencing for more schools. More than 700 cameras have been installed with an actual count to date being 12,100 active cameras. Is it enough? No. It was also noted that 2,000 cameras were installed in 2008. Two schools are currently under construction, two more schools are in the planning phase and we are in constant communication with HCC in reference to the construction of such. We have had 50 more schools that have undergone renovations. We are exceeding expectations since the 2007 Bond commitment. Everything in reference to our commitment is ultimately right on target. This concludes the Executive Summary.

4. Financial Report

The Financial Report was presented next. Ms. Kathi Redrick discussed the current overall financial status report for the 2007 Facilities Capital Program. We have all of funding resources that total \$1,176,000.00 at our disposal. We have a total of unspent funding at \$398 billion; we have actual \$545 million now; with \$145 million unspent. Per Mr. Dadoush, up to March 31, 2012 we are currently on budget. We are also fully funded for Group 4.

Business Assistance/
Finance

5. Supplemental Program Information

Ms. Tonya Savoie presented the schedule of projects, commitments, budget reports and detailed contingency reports. We have funding from external sources approved by TRS.

6. Progress Update Report

Next, Construction and Facility Services presented an update on the status of projects in the Facilities Capital Program. Mr. Bankhead provided a summary of the Traffic Light Report.

Mr. Bankhead addressed current projects stating that the Bond Program is



CONSTRUCTION AND FACILITY SERVICES

Customer Focused Always Responsive!

CONSTRUCTION SERVICES DIVISION

3200 Center Street • Houston, TX 77007

Action	Item No.	Discussion	Due Date
		<p>moving very rapidly and we are getting a lot done. We have completed over 60 projects to date. We currently have roughly about 47-48 projects under construction and we have about 12 contracts right now being circulated for the start of construction. This is going to be one of the busiest summers in the entire Bond Program. I'm scared to even estimate how many projects we will have under construction at that time. We are able to do the facilities that were constructed under the 2007 program. Many of our facilities have received recognition and that's the best way to say it. We have given our architects and our project teams flexibility and they have risen to the occasion; risen to the challenge to build. I just want you to know that on one of the projects in the early part of the program we received the 2011 Award of Value from the Texas Association of School Board Administrators for Peck Elementary and they have also won the Bellfort 2012 Childhood Award for their work in renovation and restoration; another Houston design award for which Issa and I attended the ceremony this past weekend; and the Crockett school was recognized in the "Learning By Design" magazine for their engineering and design scope in 2012. We are not just fixing things and patching and repairing, we are actually going a step beyond the design. We are building stellar facilities with lower costs. We are doing safety security sweeps and reallocating funds where possible.</p> <p>We are trying to go a bit above and beyond; we are replacing windows in some of the facilities that are leaking. We are also bringing high performance in our buildings, like windows that are energy efficient where they not only keep out the light and heat but with low coatings to maintain high performance enhancements to help minimize the noise in the classrooms. They are quality windows so that teachers won't have to be screaming in order that all the students can hear her all the way to the back of the room. So we are not just fixing but using quality fixtures to improve performance.</p> <p>We are proud of the costs we are keeping down per square foot and we are lower than many other school districts across the country. But we are still adding/increasing value to the communities that will also increase property values just with the improvement of the schools alone. We are roughly \$120-\$160 per sq ft.</p> <p>Direction to the Traffic Light Report. Many green lights; the yellow lights are those with some changes and need for improvement or glitches that need attention.</p> <p>Also, we are trying to see how we can allocate funds towards other uses/needs in other areas of the district in other schools as needed for safety and security.</p> <p>Yellow for us means that there is something about this project that needs monitoring from us; maybe budget issues or schedule issues. So we pay a little extra attention to these.</p> <p>A lot of green for a lot of projects completed or finished. Attention was given to some details on the yellow light projects. However, these projects will be completed in 2012. Some of these projects have been delayed or hampered due to weather conditions but we are getting back on track. For example:</p>	



CONSTRUCTION AND FACILITY SERVICES

Customer Focused Always Responsive!

CONSTRUCTION SERVICES DIVISION

3200 Center Street • Houston, TX 77007

Action	Item No.	Discussion	Due Date
		<p><u>Alcott ES</u> – additional work done to replace the glazing; all glass window systems to be replaced extending project schedule.</p> <p><u>Atherton</u> - severe weather impact; architectural team discord between contractors impacted schedule time lines – CFS stepped in to assess the situation; hashed it out and we will finish project timely.</p> <p><u>Stadium project</u> – due to some code requirements from the City Health Department we had additional scope and also additional funding was needed. So we did some investigating to see just what the best way is to handle this project. It's taking a little longer affecting project schedule. But we will get it done.</p> <p><u>Browning-Harvard-Hamilton</u> – it is best to rebid this one and we are moving forward.</p> <p>Kenneth English with AECOM explains: We had some bids in this particular case – some of the bid documents were incomplete and confusing and we had 4 of the 8 initial proposals – our recommendation was to re-bid it as some of the edits weren't clear as they needed to be.</p> <p>It was decided that every 6 months or so; all those involved would evaluate selection of Group 4 to ensure that everything on a project was on schedule and as planned and designed</p> <p>Discussion: Mr. Flores asked how contractors are picked for jobs from bids.</p> <p>Mr. Tran wanted to revisit the construction/layout of the driveway for Beck ES; said he felt it was too small for visitors and not enough parking spaces; also, water sitting on lot and needed better drainage.</p> <p>Mr. Bankhead stated that would be researched and dealt with.</p> <p><u>Burris ES</u> – design phase impacted schedule.</p> <p><u>Vanguard</u> – severe weather impacted schedule timeline – this has been revisited and has gotten better and looking to complete timely.</p> <p><u>Carrillo</u> - additional work from result of trust allocation which slowed down the project.</p> <p><u>Davis HS</u> – additional electrical/mechanical work causing delays.</p> <p><u>Eastwood Academy</u> – on its way to schedule recovery. Additional work as it needed roofing; hard bids; identify funding with a large necessity to address.</p> <p><u>Hamilton/Jr. Harris</u> – trustee allocation; delayed construction to allow additional work project.</p>	

Additional Comments



CONSTRUCTION AND FACILITY SERVICES

Customer Focused Always Responsive!

CONSTRUCTION SERVICES DIVISION

3200 Center Street • Houston, TX 77007

Action	Item No.	Discussion	Due Date
		<p>Mr. Dadoush reported that the permitting delay process has been improved. Design teams are completed in a timely manner. CFS and the City of Houston have strengthened their relationships. As a result, the City of Houston is accommodating HISD projects.</p> <p>Mr. Tran added that most families entering or moving to a new community, the first thing they look for is a good school for their children. When you have a high performance, good-looking school it makes it more desirable to live in that community and it also increases the value of the community as a whole.</p>	
	7.	Business Assistance (M/WBE) Report <p>Ms. Licata discussed how to do business with HISD, events and outreach programs that have taken place since the October 2011 committee meeting. The M/WBE participation regarding A/E projects are up 3%. Charts were included in the presentation to reflect M/WBE participation for CSP Contractors Projects, CMAR projects, CMPA Projects and the Total Combined Projects. Monthly tracking reports to ensure licensures are renewed every two years with the City of Houston.</p> <p>Mr. Tran requested an explanation of how others in the ethnic communities, in particular, the Vietnamese community could get access to current on-going events for the small business communities. Ms. Licata explained the use of the HISD website in order to view and get a better understanding of business events that would be helpful to small businesses for all, including Hispanics and Afro Americans. The topic of the mentoring program with HISD was brushed upon in reference to the assistance and involvement of such small businesses tied to the varying communities and also HISD in general.</p>	
	8.	Recent Press Releases <p>Dan Bankhead announced that the Bond Program is moving very fast with 12 contracts in hand presently and some starter construction sites. It was also brought to attention the recognition HISD and the Bond Program are having with the 2012 Belfort Childhood Award for its renovation projects and the Award of Value as well as the Crockett school's recognition in <i>Learning by Design</i> through the engineering and design scope. Also mentioned were Press releases that included HISD delivering promises made during 2007 construction campaign and HISD's commitment to saving energy as well as bringing more new campuses for HISD students.</p> <p>Ms De La Fuente that new schools have media coverage with different news outlets; Mr. Dadoush spoke about a job fair with future involvement with the media stating we need a platform. Audio and photography are almost complete with the schools. Mr. Rice mentioned that we could use the still photography in collaboration with the architects and they could avail this information to HISD for future reference to be used as media attention to the work done on new schools and renovation projects.</p>	



CONSTRUCTION AND FACILITY SERVICES

Customer Focused Always Responsive!

CONSTRUCTION SERVICES DIVISION

3200 Center Street • Houston, TX 77007

Action	Item No.	Discussion	Due Date
	9.	Executive Session: Mr. Dadoush called the Committee into Executive Session and the meeting was adjourned. The next meeting is scheduled for July 17, 2012 at 8:30 a.m., at the Hattie Mae White Educational Support Center, 4400 W. 18 th Street.	
	10.	The general meeting adjourned at approximately 10:00 A.M. with a tour of Lora Peck Elementary School for the Committee Members and Team Managers.	

The information outlined above reflects the author's understanding of the key discussions and decisions reached during this meeting. Should you have any additions and/or clarifications to these meeting notes, please notify the author in writing promptly. These notes will be relied upon as the approved record of the meeting, unless a written notice to the contrary is sent to the author within seven (7) days of the submission of these meeting notes.

Prepared by Construction and Facility Services:

DRAFT

Executive Summary: Transforming Schools Brick By Brick

September 2012

Major facility upgrades are happening at schools across the city thanks to the \$805 million bond proposal that voters approved in 2007.

Background/History:

- The 2007 Bond program was structured to be funded from various funding sources, in addition to bond funds, that would not be available for several years.
- The bond program was broken out into four major grouping/phases of projects, based on priority needs that would proceed once funding became available for each group/phase.
- Voters approved the 2007 Bond Program in Nov. 2007. The work includes new schools (primarily elementary schools), safety/security improvements and various other district-wide renovations, additions, improvements and upgrades.
- Litigation delayed the start of the bond program for several months.
- Projects have been proceeding as funds became available. The District secured the funding for the entire 2007 Bond Program earlier this year (2012).
- The last group/phase of projects (Group 4) started this quarter now that all funding is available.

HISD made many commitments to the public in 2007, and those commitments are being fulfilled.

Pledges HISD made to taxpayers in 2007 included:

1. Initiate a district-wide effort to upgrade campus safety and security

What's been done:

- New fencing installed at 92 schools
- More than 8,700 additional campus security cameras installed

2. Build 13 new schools to replace aging facilities

What's been done:

- All thirteen schools (*Almeda, Berry, Cunningham, DeChaumes, Frost, Gregg, Herod, Horn, Lovett, Roosevelt, Patterson, and Piney Point Elementary Schools, plus Carnegie Vanguard High School*) are open and serving our students.

3. Build 3 new schools to relieve crowding

What's been done:

- All three schools (*DeAnda Elementary, Neff Elementary, and Billy Reagan K-8 Schools*) are open and serving our students.

4. Replace outdated schools with low enrollment with 6 new schools

What's been done:

- Three of those schools (*Kennedy, Lewis and Peck Elementary Schools*) are open and serving our students.
- Three of those schools (*Atherton, Scott/Dogan, and Sherman/Crawford Elementary Schools*) are under construction.

5. Expand 2 schools to relieve crowding

What's been done:

- Those two projects (*Crockett and Valley West Elementary Schools*) are open and serving our students.

6. Build 2 new early college high school (ECHS) facilities and renovate a third one:

What's been done:

- Renovation has been completed at one facility (*Central Early College High School*)
- Planning/programming is well underway for two new facilities (*North ECHS and South ECHS*).

7. More than 134 school renovation/repair projects

What's been done:

- Projects have been completed at 67 schools and construction is ongoing at more than 45 other schools throughout the city. This work includes:
 - Roof replacements/repairs
 - Heating/ventilation and air-conditioning improvements
 - Americans with Disabilities Act related improvements
 - Lighting, electrical, and plumbing improvements
 - Door/window improvements
 - Restroom upgrades
 - Science laboratory upgrades

Note: Completed project means that the project is substantially complete and the school is open and serving students. The contractor may be performing and or addressing punch list items and/or warranty related matters.

Exceeding Expectations

More than 50 schools have or will receive renovations, repairs, expansions and/or additional improvements beyond what was originally planned for in the 2007 Bond—all made possible from Trustee allocations and other program realignments.

HISD 2007 Facilities Capital Program (FCP) continues to move forward with successful momentum. The current overall financial status report for the 2007 Facilities Capital Program comprised of total funding of \$1,176,130,677, actual committed of \$903,874,442 (include encumbrances of \$176,379,214 and actual expenditures of \$727,495,228). This results in an unspent funding to date balance of \$272,256,234. Total actual committed spending is up by 14 % or \$125,758,345 compared to the previous quarter. For the most part, unspent funding is earmarked to complete the Group 4 projects. The majority of the Group 4 projects are scheduled to begin construction in 2013.

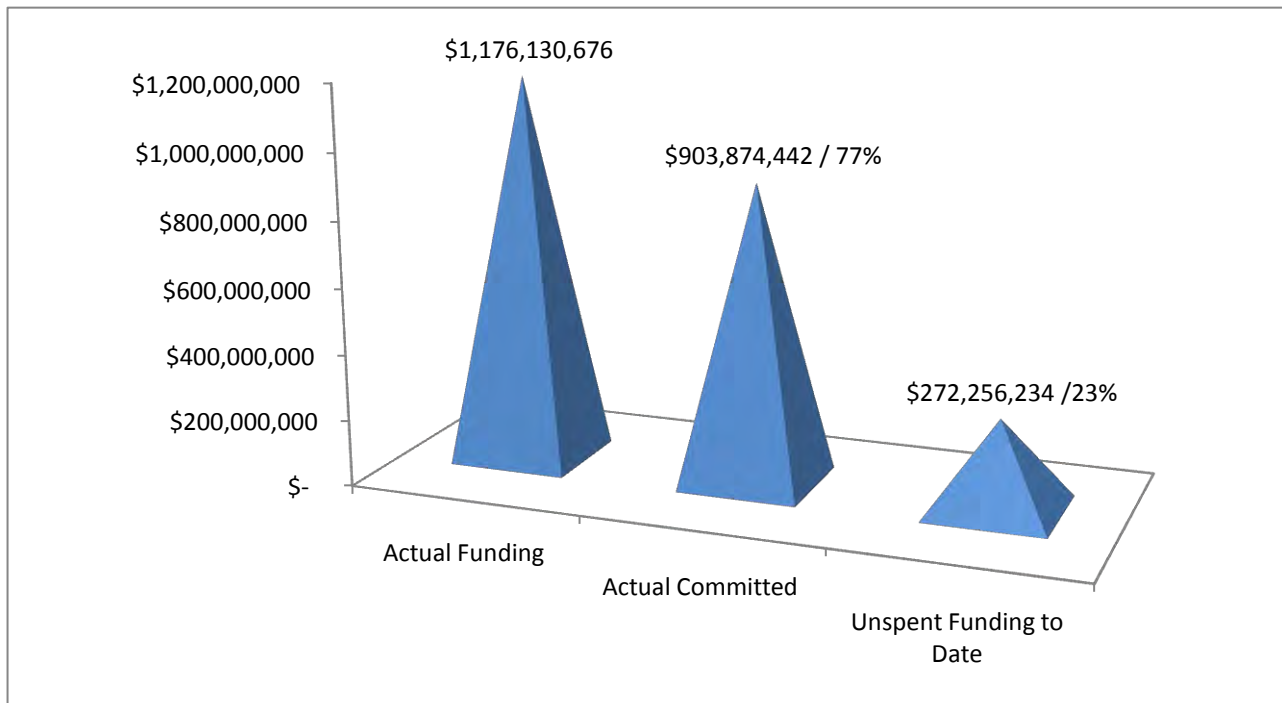
The table below provides the school construction projects spending by funding source and outlines the actual funding, actual committed (include encumbrances and actual expenditures), and unspent funding to date from inception through August 21, 2012.

Actual Committed Spending

Funding Source	Actual Funding	Actual Committed	Unspent Funding to Date
Bond Issue	\$ 805,000,000	\$ 637,018,556	\$ 167,981,444
Pay As You Go	145,000,000	100,911,360	\$ 44,088,640
Capital Projects	95,000,000	59,225,890	\$ 35,774,110
Public Facility Corp	48,000,000	47,982,308	\$ 17,692
Other	83,130,676	58,736,328	\$ 24,394,348
Total	\$ 1,176,130,676	\$ 903,874,442	\$ 272,256,234

The following chart depicts total actual, committed and unspent funding to date for the same period.

Total Actual Funding, Actual Committed & Unspent Funding to Date



In summary, minor adjustments to current financial results may be necessary to close out FY2012. Overall, for the period ending August 21, 2012, all projects are currently within budget and on schedule with exceptions as noted in the Traffic Light Report.

Budgets
Commitments
Available Funds
By
Project

Facilities Capital Program - Project Budget/Commitment/Available Funds Report
As of August 21, 2012

Org and Campus		Total	CMPA Fees	SAP Budget	Pre-Encumb	Encumbrance	Actual	Available
Org		\$	\$	\$	\$	\$	\$	\$
001	Austin H.S.	3,998,853.23	220,385.00	3,778,468.23		1,968,784.22	1,360,822.84	448,861.17
002	Bellaire H.S.	16,656,753.57	286,150.00	16,370,603.57		2,618,808.90	11,963,956.66	1,787,838.01
003	Davis H.S.	5,390,751.00	238,095.00	5,152,656.00		220,382.57	4,389,497.13	542,776.30
004	Furr H.S.	11,801,161.87	752,785.00	11,048,376.87		928,317.45	8,632,704.33	1,487,355.09
006	Jones H.S.	5,509,083.81	277,035.00	5,232,048.81		269,916.50	4,310,376.08	651,756.23
007	Kashmere H.S.	4,434,789.31	164,175.00	4,270,614.31		736,441.33	1,613,978.56	1,920,194.42
008	Lamar H.S.	8,053,095.00	477,175.00	7,575,920.00		4,197,793.14	2,385,281.62	992,845.24
009	Lee H.S.	3,855,820.17	237,160.00	3,618,660.17		80,219.21	2,406,668.57	1,131,772.39
010	Madison H.S.	7,106,922.23	355,795.00	6,751,127.23		765,835.50	5,401,585.68	583,706.05
011	Milby H.S.	3,404,472.69	169,950.00	3,234,522.69		15,261.48	744,184.92	2,475,076.29
014	Sterling H.S.	4,921,670.74	233,970.00	4,687,700.74	3,552.90	539,494.95	1,107,557.35	3,037,095.54
015	Waltrip H.S.	22,247,247.23	1,279,575.00	20,967,672.23	11,819.69	10,659,614.67	4,673,725.71	5,622,512.16
016	Washington H.S.	3,828,089.00	183,810.00	3,644,279.00		4,620.00	1,019,612.06	2,620,046.94
017	Westbury H.S.	6,488,379.56	147,730.00	6,340,649.56		643,574.33	3,258,680.88	2,438,394.35
019	Worthing H.S.	21,225,010.20	734,391.00	20,490,619.20		13,830,466.94	2,493,443.38	4,166,708.88
020	Yates H.S.	5,377,680.58	204,655.00	5,173,025.58		1,429,263.00	2,793,395.25	950,367.33
023	Sharpstown H.S.	6,064,115.33	312,840.00	5,751,275.33		7,222.00	2,862,245.96	2,881,807.37
024	Scarborough H.S.	12,276,136.76	737,880.00	11,538,256.76	9,873.50	207,649.04	11,163,348.35	157,385.87
025	HSVPA	4,559,325.47	283,745.00	4,275,580.47		442,410.37	3,618,092.33	215,077.77
029/093	C.L.C. HS	1,133,777.72	0.00	1,133,777.72		7,789.38	1,119,973.15	6,015.19
033	Jordan H.S.	2,663,108.00	152,955.00	2,510,153.00	5,197.39	1,324,043.90	515,429.86	665,481.85
034	Law Enf/Crim Just	1,332,360.00	72,215.00	1,260,145.00		10,206.66	208,358.41	1,041,579.93
036	Westside HS	1,261,053.74	33,000.00	1,228,053.74		368,388.04	857,334.26	2,331.44
038	Carter Career Center	3,059,935.42	0.00	3,059,935.42		98,885.62	1,691,502.68	1,269,547.12
039	Rogers, T.H. M.S.	7,000,622.00	423,445.00	6,577,177.00		317,486.12	429,375.80	5,830,315.08
041	Attucks M.S.	5,055,179.97	302,610.00	4,752,569.97		18,653.27	3,622,793.86	1,111,122.84
042	Black M.S.	6,513,276.80	370,370.00	6,142,906.80		168,738.82	4,905,686.11	1,068,481.87
043	Burbank M.S.	14,488,670.00	765,938.00	13,722,732.00		132,381.83	13,161,764.39	428,585.78
044	Cullen M.S.	12,467,174.00	753,445.00	11,713,729.00		137,272.08	1,319,722.44	10,256,734.48
045	Deady M.S.	3,400,839.00	200,530.00	3,200,309.00		49,221.72	324,185.04	2,826,902.24
046	Edison M.S.	1,375,126.00	75,900.00	1,299,226.00		555,068.54	453,765.52	290,391.94
047	Fonville M.S.	11,076,547.00	655,160.00	10,421,387.00		50,166.28	8,821,389.61	1,549,831.11
048	Clifton M.S.	8,940,587.75	524,367.00	8,416,220.75		37,924.37	7,877,042.45	501,253.93
049	Hamilton M.S.	2,142,370.00	123,791.00	2,018,579.00		1,067,521.12	623,126.42	327,931.46
050	Holland M.S.	3,219,773.00	178,090.00	3,041,683.00		40,107.68	495,952.33	2,505,622.99
052	Henry M.S.	2,540,501.00	132,055.00	2,408,446.00		4,635.85	2,085,761.24	318,048.91
053	Hogg M.S.	9,064,876.00	375,925.00	8,688,951.00	1,316.25	506,344.18	1,660,597.73	6,520,692.84
054	Jackson M.S.	13,810,597.00	862,448.00	12,948,149.00		461,003.50	11,230,197.82	1,256,947.68
055	Johnston M.S.	7,029,658.14	413,710.00	6,615,948.14	21,013.73	1,504,309.24	4,941,984.72	148,640.45
056	Welch M.S.	7,034,257.30	446,215.00	6,588,042.30		100,677.33	5,747,814.21	739,550.76
057	Lanier M.S.	1,937,974.50	123,420.00	1,814,554.50		6,839.35	1,539,664.02	268,051.13
059	Long M.S.	10,376,417.06	632,060.00	9,744,357.06		444,469.85	8,309,288.71	990,598.50
060	Revere M.S.	1,516,957.00	81,125.00	1,435,832.00	185.27	35,534.12	703,623.54	696,489.07
061	Marshall M.S.	5,862,958.00	330,495.00	5,532,463.00		136,211.94	4,807,838.97	588,412.09

Facilities Capital Program - Project Budget/Commitment/Available Funds Report
As of August 21, 2012

Org and Campus	Total	CMPA Fees	SAP Budget	Pre-Encumb	Encumbrance	Actual	Available	
Org	\$	\$	\$	\$	\$	\$	\$	
062	McReynolds M.S.	10,899,246.00	658,350.00	10,240,896.00		212,938.17	641,842.64	9,386,115.19
066	Ryan M.S.	6,790,556.00	407,660.00	6,382,896.00		112,107.83	871,919.74	5,398,868.43
067	Smith, E.O. M.S.	3,890,991.53	0.00	3,890,991.53	24,651.65	948,466.90	2,673,955.32	243,917.66
068	Grady M.S.	13,658,245.25	172,315.00	13,485,930.25	1,869.35	129,069.04	12,481,274.93	873,716.93
072	Fondren M.S.	2,649,924.93	187,385.00	2,462,539.93		6,395.96	2,019,704.22	436,439.75
074	Woodson M.S.	2,542,586.34	129,635.00	2,412,951.34		633,366.08	835,355.23	944,230.03
075	Dowling M.S.	1,241,027.99	68,530.00	1,172,497.99		0.00	410,882.02	761,615.97
077	Thomas M.S.	3,168,876.00	167,365.00	3,001,511.00		549,515.47	1,438,229.43	1,013,766.10
078	Fleming M.S.	8,429,267.11	518,451.00	7,910,816.11		1,298,108.91	5,502,458.38	1,110,248.82
079	Key M.S.	4,304,767.00	129,415.00	4,175,352.00	58.80	34,318.83	3,560,594.68	580,379.69
080	Rice School M.S.	4,065,774.09	269,390.00	3,796,384.09		0.00	3,781,027.12	15,356.97
081	Sharpstown Intern	1,532,590.00	89,595.00	1,442,995.00		403,440.25	887,023.04	152,531.71
098	Stevenson M.S.	3,649,258.00	199,815.00	3,449,443.00		2,239,285.89	470,139.11	740,018.00
102	Alcott Elem	5,011,585.24	305,209.00	4,706,376.24		1,852,128.29	2,593,484.44	260,763.51
103	Allen Elem	17,214,998.76	0.00	17,214,998.76		919,406.17	15,903,165.31	392,427.28
104	Almeda Elem	19,116,197.50	0.00	19,116,197.50	3,856.86	45,957.19	18,124,559.81	941,823.64
105	Anderson Elem	3,458,991.44	211,805.00	3,247,186.44		45,250.40	3,066,064.29	135,871.75
106	Atherton Elem	15,859,000.00	0.00	15,859,000.00		5,475,774.63	8,254,832.17	2,128,393.20
107	Barrick Elem	5,249,850.00	281,325.00	4,968,525.00		76,814.72	4,461,836.24	429,874.04
109	Berry Elem	15,693,978.35	0.00	15,693,978.35		156,117.49	14,801,672.38	736,188.48
115	Durham Elem	813,237.00	47,080.00	766,157.00		30,485.35	68,460.22	667,211.43
120	Browning Elem	2,599,222.00	156,420.00	2,442,802.00	8,418.40	1,186,254.63	468,280.60	779,848.37
122	Burbank Elem	3,669,729.00	220,484.00	3,449,245.00		0.00	135,024.15	3,314,220.85
123	Codwell Elem	641,708.00	36,795.00	604,913.00		0.00	45,553.79	559,359.21
124	Burnet Elem	1,316,593.00	77,935.00	1,238,658.00		623,325.47	384,054.39	231,278.14
125	Burrus Elem	2,562,841.00	74,745.00	2,488,096.00		1,145,470.26	476,146.16	866,479.58
128	Lyons Elem	1,750,406.00	104,170.00	1,646,236.00		0.00	59,937.28	1,586,298.72
130	Condit Elem	654,859.00	37,785.00	617,074.00		0.00	126,888.68	490,185.32
135	Crockett Elem	8,305,860.00	0.00	8,305,860.00	1,481.15	257,697.28	7,426,003.35	620,678.22
136	Cunningham Elem	16,583,086.46	0.00	16,583,086.46		136,068.98	15,806,593.03	640,424.45
137	De Chaumes Elem	18,083,731.02	0.00	18,083,731.02		156,245.41	17,817,908.94	109,576.67
138	De Zavala Elem	1,295,318.00	76,890.00	1,218,428.00		416,755.91	303,837.73	497,834.36
139	Dodson Elem	521,583.00	30,305.00	491,278.00		0.00	67,341.89	423,936.11
143	Briar Meadow Charter	1,066,797.56	0.00	1,066,797.56		385,422.76	374,928.96	306,445.84
144	Durkee Elem	7,286,682.00	406,342.00	6,880,340.00		210,960.87	5,521,854.79	1,147,524.34
148	Elrod Elem	1,013,517.00	58,575.00	954,942.00		16,263.44	189,758.32	748,920.24
149	Emerson Elem	348,000.00	11,000.00	337,000.00		15,873.50	151,211.96	169,914.54
152	Field Elem	852,327.58	66,990.00	785,337.58		6,557.50	643,845.06	134,935.02
155	Franklin Elem	1,348,869.00	49,390.00	1,299,479.00	750.00	340,109.69	228,114.09	730,505.22
156	Frost Elem	15,735,069.00	0.00	15,735,069.00		60,797.26	14,898,053.65	776,218.09
157	Garden Oaks Elem	220,649.57	0.00	220,649.57		0.00	124,481.49	96,168.08
158	Garden Villas Elem	7,515,072.44	443,850.00	7,071,222.44		3,082,637.40	2,026,869.89	1,961,715.15
159	Golfcrest Elem	1,250,726.00	43,505.00	1,207,221.00		0.00	67,238.99	1,139,982.01
160	Gordon Elem	614,244.00	35,365.00	578,879.00		76,048.44	345,538.12	157,292.44

Facilities Capital Program - Project Budget/Commitment/Available Funds Report
As of August 21, 2012

Org and Campus	Total	CMPA Fees	SAP Budget	Pre-Encumb	Encumbrance	Actual	Available
Org	\$	\$	\$	\$	\$	\$	\$
162	Gregg Elem	16,603,499.69	0.00	16,603,499.69		16,493,115.94	110,383.75
163	Sugar Grove Academy	4,850,000.00	0.00	4,850,000.00		1,782,769.31	1,600,624.58
164	Grimes Elem	684,105.00	207,295.00	476,810.00		68,182.17	53,504.77
166	Harris, J.R. Elem	5,286,306.00	290,400.00	4,995,906.00	20,071.10	2,355,941.05	1,986,604.36
167	Harris, R.P. Elem	5,604,993.00	325,325.00	5,279,668.00		67,553.00	4,669,698.09
169	Harvard Elem	1,989,761.00	77,715.00	1,912,046.00		672,715.64	944,060.29
170	Helms Elem	3,115,648.00	178,530.00	2,937,118.00		886,646.12	406,154.67
171	Henderson, J.P. Elem	1,601,302.00	94,985.00	1,506,317.00		629,651.80	515,583.06
173	Herod Elem	16,307,489.00	0.00	16,307,489.00		165,874.05	694,974.72
175	Hobby Elem	3,694,162.88	213,510.00	3,480,652.88		119,685.41	717,277.72
178	Horn Elem	15,679,000.00	0.00	15,679,000.00		112,443.24	547,682.70
180	Isaacs Elem	3,598,337.54	215,490.00	3,382,847.54	18,745.60	397,811.87	312,757.04
182	Jefferson Elem	1,301,959.21	77,165.00	1,224,794.21		552,648.65	279,533.16
184/348	Jones, J.W. Elem	1,813,981.17	0.00	1,813,981.17		9,471.34	11,194.01
185	Kashmere Gardens El	2,618,000.00	110,000.00	2,508,000.00		944,990.30	1,056,633.26
187	Kelso Elem	1,130,601.79	53,350.00	1,077,251.79		46,181.76	28,904.34
189	Kolter Elem	688,624.00	40,205.00	648,419.00		0.00	583,560.39
194	Lewis Elem	26,239,547.00	0.00	26,239,547.00		64,207.32	3,457,190.12
195	Lockhart Elem	18,240,000.00	0.00	18,240,000.00	3,357.92	551,777.73	552,225.46
198	Love Elem	999,265.00	58,520.00	940,745.00		20,637.10	43,219.44
199	Lovett Elem	16,538,019.25	0.00	16,538,019.25		39,018.66	283,478.47
201	MacGregor Elem	1,380,693.00	42,625.00	1,338,068.00		35,390.40	1,014,995.30
202	McDade Elem	641,200.00	0.00	641,200.00		43.14	463,561.61
204	Memorial Elem	1,105,790.00	68,310.00	1,037,480.00		4,220.75	261,753.73
207	Montgomery Elem	4,214,364.00	237,985.00	3,976,379.00		77,615.55	3,608,561.98
210	Northline Elem	4,671,770.00	258,335.00	4,413,435.00		31,324.43	811,661.74
212	Oates Elem	2,106,499.00	115,885.00	1,990,614.00		916,377.58	422,617.01
213	Osborne Elem	4,908,574.00	250,305.00	4,658,269.00		83,515.77	737,975.26
215	Parker Elem	2,700,017.00	162,415.00	2,537,602.00		0.00	2,434,449.97
216	Patterson Elem	19,317,008.23	0.00	19,317,008.23		48,578.71	325,852.33
217	Peck Elem	17,894,525.56	0.00	17,894,525.56		326,586.51	582,356.81
219	Piney Point Elem	19,279,629.67	0.00	19,279,629.67		21,590.44	294,848.82
220	Pleasantville Elem	4,609,220.00	279,180.00	4,330,040.00		3,172,807.92	809,225.72
221	Poe Elem	2,137,807.00	128,095.00	2,009,712.00		14,747.00	145,299.48
222	Port Houston Elem	996,819.00	57,585.00	939,234.00		17,921.35	857,878.00
223	Pugh Elem	2,928,984.00	176,770.00	2,752,214.00		8,979.62	2,678,874.34
226	Rhoads Elem	525,221.00	183,480.00	341,741.00		41,325.85	103,385.60
227	McNamara Elem	2,987,189.16	187,715.00	2,799,474.16		3,002.68	818,978.47
231	Roosevelt Elem	16,586,133.00	0.00	16,586,133.00	35,660.70	216,453.89	951,928.89
232	Ross Elem	3,835,444.00	158,510.00	3,676,934.00		378,226.79	2,632,216.47
234	Rusk Elem	9,289,041.00	444,252.00	8,844,789.00		143,343.15	7,956,688.89
237	Scarborough Elem	5,965,490.00	330,392.00	5,635,098.00		65,696.95	761,834.62
238	Scott Elem	18,890,060.00	0.00	18,890,060.00		11,593,057.27	2,217,726.59
239	Shearn Elem	2,404,541.00	140,910.00	2,263,631.00		0.00	2,154,921.15

**Facilities Capital Program - Project Budget/Commitment/Available Funds Report
As of August 21, 2012**

Org and Campus	Total	CMPA Fees	SAP Budget	Pre-Encumb	Encumbrance	Actual	Available	
Org	\$	\$	\$	\$	\$	\$	\$	
240	Sherman Elem	18,002,731.00	0.00	18,002,731.00		11,792,693.01	3,595,356.89	2,614,681.10
242	Smith, K. Elem	13,059,186.00	0.00	13,059,186.00		217,328.25	3,669,909.20	9,171,948.55
244	Southmayd Elem	12,100,004.00	550,260.00	11,549,744.00		172,437.05	686,807.68	10,690,499.27
248	Sutton Elem	5,540,699.00	334,235.00	5,206,464.00		3,468,500.70	1,341,917.26	396,046.04
252	Wainwright Elem	2,777,976.00	167,475.00	2,610,501.00		130,223.45	99,810.35	2,380,467.20
256	Wharton K-8 Dual Lan	1,148,000.00	0.00	1,148,000.00		67,656.00	669,198.31	411,145.69
257	Whidby Elem	4,191,605.20	263,835.00	3,927,770.20		1,136,631.33	2,741,626.36	49,512.51
258	Whittier Elem	3,134,891.00	188,485.00	2,946,406.00		1,990,904.02	352,470.30	603,031.68
260	Windsor Village Elem	2,610,086.00	156,805.00	2,453,281.00		0.00	83,195.25	2,370,085.75
262	Grissom Elem	3,892,925.00	236,060.00	3,656,865.00		59,672.02	250,288.70	3,346,904.28
263	Law Elem	1,365,658.00	72,380.00	1,293,278.00		0.00	218,179.32	1,075,098.68
264	Mitchell Elem	3,629,403.00	175,505.00	3,453,898.00		1,952,705.65	1,146,259.50	354,932.85
265	Petersen Elem	3,145,033.00	190,850.00	2,954,183.00		64,147.15	259,268.63	2,630,767.22
267	White Elem	3,893,786.00	242,275.00	3,651,511.00		211,920.74	2,668,791.00	770,799.26
268	Benbrook Elem	2,731,514.95	157,520.00	2,573,994.95		87,703.50	2,480,150.23	6,141.22
271	Foerster Elem	4,710,711.36	326,810.00	4,383,901.36		333,201.89	3,226,892.57	823,806.90
273	Ashford Elem	1,157,277.09	90,530.00	1,066,747.09		0.00	961,336.79	105,410.30
274	Askew Elem	3,584,124.05	213,015.00	3,371,109.05		44,837.89	2,278,088.37	1,048,182.79
275	Bush Elem	1,343,500.79	118,635.00	1,224,865.79		0.00	1,224,172.50	693.29
276	Shadowbriar Elem	2,535,283.00	166,100.00	2,369,183.00		10,084.08	1,913,210.09	445,888.83
281	Sanchez Elem	802,211.00	46,420.00	755,791.00		7,874.33	63,953.08	683,963.59
283	Garcia Elem	1,465,008.00	86,680.00	1,378,328.00		0.00	55,409.01	1,322,918.99
285	Valley West Elem	8,285,603.69	0.00	8,285,603.69		107,787.22	7,581,186.12	596,630.35
286	Herrera Elem	2,724,256.00	164,065.00	2,560,191.00		1,570,367.48	473,146.08	516,677.44
287	Cage Elem	1,074,475.00	62,755.00	1,011,720.00		8,372.86	30,980.12	972,367.02
289	Martinez, C.	2,957,822.00	165,880.00	2,791,942.00		120,273.05	2,458,756.93	212,912.02
290	Crespo Elem	3,305,779.00	199,320.00	3,106,459.00		2,141,027.95	385,485.75	579,945.30
291	Gallegos Elem	2,979,522.00	142,945.00	2,836,577.00		2,233,648.73	282,561.89	320,366.38
292	Carrillo Elem	2,970,547.00	178,915.00	2,791,632.00		1,440,090.61	378,608.53	972,932.86
295	Benavidez Elem	2,329,931.68	200,970.00	2,128,961.68		5,410.20	2,057,301.35	66,250.13
297	Davila Elem	3,916,395.00	230,505.00	3,685,890.00		1,580,611.49	736,738.03	1,368,540.48
298	Martinez, R. Elem	3,709,128.00	224,070.00	3,485,058.00		1,724,088.56	536,305.84	1,224,663.60
299	Milne Elem	3,593,810.15	289,685.00	3,304,125.15		101,052.35	2,477,746.41	725,326.39
301	Eastwood Academy	8,578,600.00	340,091.00	8,238,509.00		5,379,014.15	860,692.81	1,998,802.04
308	North Houston EC HS	4,971,134.00	0.00	4,971,134.00	15.44	36,268.00	331,542.09	4,603,308.47
309	9th GradePrepatory A	178,499.00	0.00	178,499.00		0.00	106,298.98	72,200.02
310	S. Houston-Math/Scie	11,662,462.98	425,765.00	11,236,697.98		1,109,841.75	8,682,824.75	1,444,031.48
322	VANGUARD HS	21,644,356.00	0.00	21,644,356.00	30,000.00	2,722,108.48	15,628,123.39	3,264,124.13
360	Bellfort ECC	5,148,000.00	0.00	5,148,000.00		279,567.08	3,900,569.61	967,863.31
382	Reagan K-8 Ed. Ctr	29,638,439.00	0.00	29,638,439.00	58,560.20	3,616,864.49	23,378,222.44	2,584,791.87
383	Deanda Elem	15,566,712.00	0.00	15,566,712.00		498,034.84	14,613,947.19	454,729.97
394	Neff Elem	15,664,000.00	0.00	15,664,000.00	30,000.00	1,844,102.84	12,996,123.97	793,773.19
396	Ray Daily Elem	325,000.00	0.00	325,000.00		3,860.50	210,328.90	110,810.60
452	Intnl HS @Sharpstown	3,900,000.00	214,500.00	3,685,500.00		1,825,907.95	1,315,951.80	543,640.25

**Facilities Capital Program - Project Budget/Commitment/Available Funds Report
As of August 21, 2012**

Org and Campus	Total	CMPA Fees	SAP Budget	Pre-Encumb	Encumbrance	Actual	Available
Org	\$	\$	\$	\$	\$	\$	\$
454 S. Early College HS	5,313,500.00	0.00	5,313,500.00		0.00	501.64	5,312,998.36
660 School Athletics	17,568,547.00	944,570.00	16,623,977.00		628,705.29	3,605,828.62	12,389,443.09
Turnaround Projects	445,012.00		445,012.00		14,070.05	413,036.68	17,905.27
TOTALS	1,119,215,559.40	33,833,591.00	1,085,381,968.40	290,455.90	147,547,838.81	682,062,238.87	255,481,434.82
CMPA		(33,833,591.00)	33,833,591.00		5,496,449.77	28,337,141.23	
Unassigned Trustee	197,000.00		197,000.00				197,000.00
Softball, Misc.	200,000.00		200,000.00				200,000.00
Program Reserves	15,557,648.00		15,557,648.00		15,557,648.00		
Design Standards	325,881.89		325,881.89		62,000.00	263,881.89	
LEED Certification	83,761.82		83,761.82		15,708.00	68,053.82	
Prolog Management Program	775,000.00		775,000.00		30,320.52	398,683.48	345,996.00
District-wide T-Building	9,480,000.00		9,480,000.00		3,412,748.93	3,408,765.76	2,658,485.31
District-wide T-Building Technology	1,716,598.00		1,716,598.00			1,716,598.00	
Business Development	510,750.00		510,750.00			510,750.00	
District-wide Safety & Other	28,068,476.89		28,068,476.89		3,966,044.07	10,729,114.95	13,373,317.87
GRAND TOTAL	1,176,130,676.00		1,176,130,676.00	290,455.90	176,088,758.10	727,495,228.00	272,256,234.00

Contingencies

By

Project

Facilities Capital Program - Contingency Report

As of August 21, 2012

Org and Campus		Budget	Pre-Encumb	Encumbrance	Actual	Available
		\$	\$	\$	\$	\$
001	Austin H.S.	6623 Change Order Allowance	230,352.00			230,352.00
001	Austin H.S.	6630 A/E Allowance	17,945.00		15,000.00	2,945.00
002	Bellaire H.S.	6623 Change Order Allowance	1,077,236.94		349,250.00	473,294.94
002	Bellaire H.S.	6630 A/E Allowance	86,735.60		21,710.86	19,790.60
003	Davis H.S.	6623 Change Order Allowance	1,247,427.00		153,264.49	261,881.51
003	Davis H.S.	6630 A/E Allowance	141,258.00		14,228.10	32,640.50
004	Furr H.S.	6623 Change Order Allowance	836,311.60		38,032.66	493,827.25
004	Furr H.S.	6630 A/E Allowance	63,317.00		637.12	62,631.92
006	Jones H.S.	6623 Change Order Allowance	117,313.00			82,623.71
006	Jones H.S.	6630 A/E Allowance	24,814.81		9,977.00	14,837.81
007	Kashmere H.S.	6623 Change Order Allowance	328,680.64			328,680.64
007	Kashmere H.S.	6630 A/E Allowance	27,820.00			12,830.00
008	Lamar H.S.	6623 Change Order Allowance	541,021.24			541,021.24
008	Lamar H.S.	6630 A/E Allowance	46,075.50			46,075.50
009	Lee H.S.	6623 Change Order Allowance	255,219.00		9,731.45	94,500.00
009	Lee H.S.	6630 A/E Allowance	17,865.00		1,700.00	16,165.00
010	Madison H.S.	6623 Change Order Allowance	382,500.00		189,911.90	43,902.10
010	Madison H.S.	6630 A/E Allowance	29,799.60		19,000.00	10,700.00
011	Milby H.S.	6623 Change Order Allowance	184,813.00			184,813.00
011	Milby H.S.	6630 A/E Allowance	12,937.00			12,937.00
014	Sterling H.S.	6623 Change Order Allowance	253,340.00			253,340.00
014	Sterling H.S.	6630 A/E Allowance	40,545.00			38,025.00
015	Waltrip H.S.	6623 Change Order Allowance	1,468,297.00			1,468,297.00
015	Waltrip H.S.	6630 A/E Allowance	106,778.15		43,430.00	11,300.00
016	Washington H.S.	6623 Change Order Allowance	222,665.00			222,665.00
016	Washington H.S.	6630 A/E Allowance	18,181.00			18,181.00
017	Westbury H.S.	6623 Change Order Allowance	126,263.00			120,843.70
017	Westbury H.S.	6630 A/E Allowance	11,908.00		1,050.00	6,366.25
019	Worthing H.S.	6623 Change Order Allowance	1,435,300.00			1,435,300.00
019	Worthing H.S.	6630 A/E Allowance	103,882.30		8,936.25	78,976.73
020	Yates H.S.	6623 Change Order Allowance	305,407.35		100,332.62	173,416.58
020	Yates H.S.	6630 A/E Allowance	15,990.00			3,200.00
023	Sharpstown H.S.	6623 Change Order Allowance	152,805.60			104,141.13
023	Sharpstown H.S.	6630 A/E Allowance	12,125.00			10,694.00
024	Scarborough H.S.	6623 Change Order Allowance	1,116,800.00		11,140.58	1,085,675.28
024	Scarborough H.S.	6630 A/E Allowance	66,365.70			66,345.00
025	HSVPA	6623 Change Order Allowance	308,855.19		39,056.01	171,863.99
025	HSVPA	6630 A/E Allowance	24,727.40		5,350.00	18,495.00
033	Jordan H.S.	6623 Change Order Allowance	169,093.00			169,093.00
033	Jordan H.S.	6630 A/E Allowance	11,836.00			11,836.00
034	Law Enf/Crim Just	6623 Change Order Allowance	71,652.37			71,652.37
034	Law Enf/Crim Just	6630 A/E Allowance	5,016.00			5,016.00

Facilities Capital Program - Contingency Report

As of August 21, 2012

Org and Campus		Budget	Pre-Encumb	Encumbrance	Actual	Available
		\$	\$	\$	\$	\$
041	Attucks M.S.	6623 Change Order Allowance	352,128.00		189,025.12	163,102.88
041	Attucks M.S.	6630 A/E Allowance	28,040.87			28,040.87
042	Black M.S.	6623 Change Order Allowance	403,450.00	50,715.89	317,431.01	35,303.10
042	Black M.S.	6630 A/E Allowance	35,028.10		6,625.00	28,403.10
043	Burbank M.S.	6623 Change Order Allowance	1,778,934.00	34,003.72	1,579,874.90	165,055.38
043	Burbank M.S.	6630 A/E Allowance	62,675.00	21,683.00	35,000.20	5,991.80
044	Cullen M.S.	6623 Change Order Allowance	854,299.00			854,299.00
044	Cullen M.S.	6630 A/E Allowance	70,828.60		12,470.00	58,358.60
045	Deady M.S.	6623 Change Order Allowance	208,205.00			208,205.00
045	Deady M.S.	6630 A/E Allowance	16,399.00		4,160.00	12,239.00
046	Edison M.S.	6623 Change Order Allowance	81,212.00			81,212.00
046	Edison M.S.	6630 A/E Allowance	5,809.00			5,809.00
047	Fonville M.S.	6623 Change Order Allowance	324,717.75		80,559.00	244,158.75
047	Fonville M.S.	6630 A/E Allowance	55,650.00			55,650.00
048	Clifton M.S.	6623 Change Order Allowance	843,710.00		727,560.38	116,149.62
048	Clifton M.S.	6630 A/E Allowance	54,976.00			54,976.00
049	Hamilton M.S.	6623 Change Order Allowance	92,500.00			92,500.00
049	Hamilton M.S.	6630 A/E Allowance	9,791.80			9,791.80
050	Holland M.S.	6623 Change Order Allowance	194,086.00			194,086.00
050	Holland M.S.	6630 A/E Allowance	15,284.00			15,284.00
052	Henry M.S.	6623 Change Order Allowance	179,900.00		35,979.00	143,921.00
052	Henry M.S.	6630 A/E Allowance	10,366.00			10,366.00
053	Hogg M.S.	6623 Change Order Allowance	562,869.44	990.75	18,824.29	543,054.40
053	Hogg M.S.	6630 A/E Allowance	38,014.68			38,014.68
054	Jackson M.S.	6623 Change Order Allowance	1,214,130.00	40,000.00	904,862.46	269,267.54
054	Jackson M.S.	6630 A/E Allowance	78,435.00			78,435.00
055	Johnston M.S.	6623 Change Order Allowance	258,704.30	18,241.60	137,201.12	103,261.58
055	Johnston M.S.	6630 A/E Allowance	73,746.00	40,960.00	3,880.00	28,906.00
056	Welch M.S.	6623 Change Order Allowance	417,000.00		358,675.37	58,324.63
056	Welch M.S.	6630 A/E Allowance	35,385.00		2,750.00	32,635.00
057	Lanier M.S.	6623 Change Order Allowance	139,125.00	133.60	79,092.89	59,898.51
057	Lanier M.S.	6630 A/E Allowance	9,739.00			9,739.00
059	Long M.S.	6623 Change Order Allowance	711,291.00	2,768.55	246,386.33	462,136.12
059	Long M.S.	6630 A/E Allowance	49,790.00	270.00	19,630.00	29,890.00
060	Revere M.S.	6623 Change Order Allowance	76,676.00			76,676.00
060	Revere M.S.	6630 A/E Allowance	5,687.00		2,450.00	3,237.00
061	Marshall M.S.	6623 Change Order Allowance	366,587.00	82,122.00	142,061.00	142,404.00
061	Marshall M.S.	6630 A/E Allowance	28,774.00	1,040.62	19,771.88	7,961.50
062	McReynolds M.S.	6623 Change Order Allowance	736,664.00			736,664.00
062	McReynolds M.S.	6630 A/E Allowance	51,569.00	7,702.50	27,872.50	15,994.00
066	Ryan M.S.	6623 Change Order Allowance	461,054.00			461,054.00
066	Ryan M.S.	6630 A/E Allowance	37,369.30			37,369.30

Facilities Capital Program - Contingency Report

As of August 21, 2012

Org and Campus		Budget	Pre-Encumb	Encumbrance	Actual	Available	
		\$	\$	\$	\$	\$	
068	Grady M.S.	6623 Change Order Allowance	379,037.00		67,026.69	287,146.43	24,863.88
068	Grady M.S.	6630 A/E Allowance	71,960.00		3,760.00	66,132.50	2,067.50
072	Fondren M.S.	6623 Change Order Allowance	202,108.00			145,548.56	56,559.44
072	Fondren M.S.	6630 A/E Allowance	14,148.00				14,148.00
074	Woodson M.S.	6623 Change Order Allowance	128,977.00				128,977.00
074	Woodson M.S.	6630 A/E Allowance	7,913.00		5,433.00		2,480.00
075	Dowling M.S.	6623 Change Order Allowance	68,107.00				68,107.00
075	Dowling M.S.	6630 A/E Allowance	4,767.00				4,767.00
077	Thomas M.S.	6623 Change Order Allowance	186,699.00			3,967.50	182,731.50
077	Thomas M.S.	6630 A/E Allowance	12,018.00		12,000.00		18.00
078	Fleming M.S.	6623 Change Order Allowance	884,815.00		81,819.70	420,162.09	382,833.21
078	Fleming M.S.	6630 A/E Allowance	40,937.00		1,639.00	1,341.00	37,957.00
079	Key M.S.	6623 Change Order Allowance	135,047.00				135,047.00
079	Key M.S.	6630 A/E Allowance	17,817.00				17,817.00
080	Rice School M.S.	6623 Change Order Allowance	248,931.00			248,931.00	
080	Rice School M.S.	6630 A/E Allowance					
081	Sharpstown Intern	6623 Change Order Allowance	86,046.00				86,046.00
081	Sharpstown Intern	6630 A/E Allowance	6,023.00		4,495.00	1,528.00	
098	Stevenson M.S.	6623 Change Order Allowance	223,500.00				223,500.00
098	Stevenson M.S.	6630 A/E Allowance	16,417.00		2,400.00	12,810.00	1,207.00
102	Alcott Elem	6623 Change Order Allowance	355,152.00		162,942.58	128,912.53	63,296.89
102	Alcott Elem	6630 A/E Allowance	25,232.50		283.14	10,276.50	14,672.86
103	Allen Elem	6623 Change Order Allowance	495,000.00		29,121.28	286,832.98	179,045.74
103	Allen Elem	6630 A/E Allowance	109,000.00		9,815.00	35,685.00	63,500.00
104	Almeda Elem	6623 Change Order Allowance	633,433.24		11,675.02	522,670.73	99,087.49
104	Almeda Elem	6630 A/E Allowance	78,000.41				78,000.41
105	Anderson Elem	6623 Change Order Allowance	379,139.72			267,525.82	111,613.90
105	Anderson Elem	6630 A/E Allowance	15,529.50				15,529.50
106	Atherton Elem	6623 Change Order Allowance	414,500.00		129,164.81	26,473.00	258,862.19
106	Atherton Elem	6630 A/E Allowance	84,000.00				84,000.00
107	Barrick Elem	6623 Change Order Allowance	335,300.00			204,591.75	130,708.25
107	Barrick Elem	6630 A/E Allowance	23,267.00				23,267.00
109	Berry Elem	6623 Change Order Allowance	480,330.00		1,351.00	331,890.00	147,089.00
109	Berry Elem	6630 A/E Allowance	84,000.00		360.00	27,288.00	56,352.00
120	Browning Elem	6623 Change Order Allowance	171,913.00				171,913.00
120	Browning Elem	6630 A/E Allowance	13,057.20				13,057.20
124	Burnet Elem	6623 Change Order Allowance	81,587.00				81,587.00
124	Burnet Elem	6630 A/E Allowance	6,965.00				6,965.00
125	Burrus Elem	6623 Change Order Allowance	128,300.00				128,300.00
125	Burrus Elem	6630 A/E Allowance	43,365.00		2,878.00	8,417.00	32,070.00
135	Crockett Elem	6623 Change Order Allowance	210,379.84			65,479.53	144,900.31
135	Crockett Elem	6630 A/E Allowance	42,768.00			20,000.00	22,768.00

Facilities Capital Program - Contingency Report

As of August 21, 2012

Org and Campus		Budget	Pre-Encumb	Encumbrance	Actual	Available	
		\$	\$	\$	\$	\$	
136	Cunningham Elem	6623 Change Order Allowance	521,000.00		80,378.00	272,112.00	168,510.00
136	Cunningham Elem	6630 A/E Allowance	84,000.00			13,400.00	70,600.00
137	De Chaumes Elem	6623 Change Order Allowance	339,086.71			330,735.79	8,350.92
137	De Chaumes Elem	6630 A/E Allowance	84,000.00		11,200.00	39,200.00	33,600.00
138	De Zavala Elem	6623 Change Order Allowance	83,011.00				83,011.00
138	De Zavala Elem	6630 A/E Allowance	5,811.00				5,811.00
144	Durkee Elem	6623 Change Order Allowance	703,216.96		144,312.94	334,047.00	224,857.02
144	Durkee Elem	6630 A/E Allowance	87,365.00		21,682.31	39,356.69	26,326.00
149	Emerson Elem	6623 Change Order Allowance	11,756.60				11,756.60
149	Emerson Elem	6630 A/E Allowance	1,024.00				1,024.00
152	Field Elem	6623 Change Order Allowance	31,134.31			9,829.00	21,305.31
152	Field Elem	6630 A/E Allowance	5,041.50			860.00	4,181.50
155	Franklin Elem	6623 Change Order Allowance	49,507.00				49,507.00
155	Franklin Elem	6630 A/E Allowance	3,465.00				3,465.00
156	Frost Elem	6623 Change Order Allowance	360,000.00			351,446.00	8,554.00
156	Frost Elem	6630 A/E Allowance	84,000.00			25,875.00	58,125.00
158	Garden Villas Elem	6623 Change Order Allowance	491,995.00		1,311.78	4,145.64	486,537.58
158	Garden Villas Elem	6630 A/E Allowance	35,004.70		283.14	5,763.60	28,957.96
162	Gregg Elem	6623 Change Order Allowance	607,128.00			607,128.00	
162	Gregg Elem	6630 A/E Allowance	8,365.00			8,365.00	
163	Sugar Grove Academy	6623 Change Order Allowance	300,000.00				300,000.00
163	Sugar Grove Academy	6630 A/E Allowance	36,400.00		16,000.00	3,760.00	16,640.00
164	Grimes Elem	6623 Change Order Allowance					
164	Grimes Elem	6630 A/E Allowance	10,563.00		10,563.00		
166	Harris, J.R. Elem	6623 Change Order Allowance	327,642.00				327,642.00
166	Harris, J.R. Elem	6630 A/E Allowance	29,134.00		7,700.00	14,875.00	6,559.00
167	Harris, R.P. Elem	6623 Change Order Allowance	362,243.00				362,243.00
167	Harris, R.P. Elem	6630 A/E Allowance	28,416.00				28,416.00
169	Harvard Elem	6623 Change Order Allowance	70,650.00				70,650.00
169	Harvard Elem	6630 A/E Allowance	6,203.60				6,203.60
170	Helms Elem	6623 Change Order Allowance	171,671.00		21,374.59		150,296.41
170	Helms Elem	6630 A/E Allowance	17,156.20			2,550.00	14,606.20
171	Henderson, J.P. Elem	6623 Change Order Allowance	97,355.00				97,355.00
171	Henderson, J.P. Elem	6630 A/E Allowance	7,782.00		4,600.00	2,800.00	382.00
173	Herod Elem	6623 Change Order Allowance	561,000.00			350,972.00	210,028.00
173	Herod Elem	6630 A/E Allowance	84,000.00		4,787.50	57,011.50	22,201.00
175	Hobby Elem	6623 Change Order Allowance	231,743.00		4,929.20	146,732.49	80,081.31
175	Hobby Elem	6630 A/E Allowance	16,222.00				16,222.00
178	Horn Elem	6623 Change Order Allowance	455,000.00		13,859.00	439,092.00	2,049.00
178	Horn Elem	6630 A/E Allowance	84,000.00		45,750.00	24,950.00	13,300.00
180	Isaacs Elem	6623 Change Order Allowance	240,100.00		1,990.61	94,054.67	144,054.72
180	Isaacs Elem	6630 A/E Allowance	17,635.30		2,000.00		15,635.30

Facilities Capital Program - Contingency Report

As of August 21, 2012

Org and Campus		Budget	Pre-Encumb	Encumbrance	Actual	Available
		\$	\$	\$	\$	\$
182	Jefferson Elem	6623 Change Order Allowance	82,037.00			82,037.00
182	Jefferson Elem	6630 A/E Allowance	5,743.00	3,142.00	2,600.00	1.00
184	Jones, J.W. Elem	6623 Change Order Allowance				
184	Jones, J.W. Elem	6630 A/E Allowance	6,386.09			6,386.09
185	Kashmere Gardens El	6623 Change Order Allowance	137,500.00			137,500.00
185	Kashmere Gardens El	6630 A/E Allowance	11,000.00			11,000.00
187	Kelso Elem	6623 Change Order Allowance	144,457.00		141,881.24	2,575.76
187	Kelso Elem	6630 A/E Allowance	5,365.20			5,365.20
194	Lewis Elem	6623 Change Order Allowance	724,406.00		369,293.00	355,113.00
194	Lewis Elem	6630 A/E Allowance	97,861.50	2,456.35	92,892.65	2,512.50
195	Lockhart Elem	6623 Change Order Allowance	558,994.23		545,832.00	13,162.23
195	Lockhart Elem	6630 A/E Allowance	103,095.00		71,865.00	31,230.00
198	Love Elem	6623 Change Order Allowance	59,270.00		34,426.59	24,843.41
198	Love Elem	6630 A/E Allowance	2,963.70			2,963.70
199	Lovett Elem	6623 Change Order Allowance	565,614.00		565,614.00	
199	Lovett Elem	6630 A/E Allowance	84,000.00		57,585.00	26,415.00
204	Memorial Elem	6623 Change Order Allowance	66,303.00		40,384.00	25,919.00
204	Memorial Elem	6630 A/E Allowance	5,387.60		600.00	4,787.60
207	Montgomery Elem	6623 Change Order Allowance	276,928.00			276,928.00
207	Montgomery Elem	6630 A/E Allowance	42,881.20	4,844.28	16,155.72	21,881.20
210	Northline Elem	6623 Change Order Allowance	284,635.00		241,789.00	42,846.00
210	Northline Elem	6630 A/E Allowance	21,361.00			21,361.00
212	Oates Elem	6623 Change Order Allowance	120,976.00			120,976.00
212	Oates Elem	6630 A/E Allowance	8,507.00		7,695.00	812.00
213	Osborne Elem	6623 Change Order Allowance	623,494.00	1,687.23	310,366.00	311,440.77
213	Osborne Elem	6630 A/E Allowance	31,080.00	544.55	10,539.45	19,996.00
216	Patterson Elem	6623 Change Order Allowance	603,500.00	26,112.98	353,762.64	223,624.38
216	Patterson Elem	6630 A/E Allowance	97,861.50		66,101.88	31,759.62
217	Peck Elem	6623 Change Order Allowance	616,615.38	195,871.71	406,803.34	13,940.33
217	Peck Elem	6630 A/E Allowance	39,818.75			39,818.75
219	Piney Point Elem	6623 Change Order Allowance	303,495.24		249,516.54	53,978.70
219	Piney Point Elem	6630 A/E Allowance	105,826.00	150.00	14,012.50	91,663.50
220	Pleasantville Elem	6623 Change Order Allowance	315,051.20			315,051.20
220	Pleasantville Elem	6630 A/E Allowance	25,036.00	560.00	23,078.00	1,398.00
221	Poe Elem	6623 Change Order Allowance	138,386.00		103,447.15	34,938.85
221	Poe Elem	6630 A/E Allowance	11,295.80			11,295.80
222	Port Houston Elem	6623 Change Order Allowance	50,164.00			50,164.00
222	Port Houston Elem	6630 A/E Allowance	3,512.00			3,512.00
226	Rhoads Elem	6623 Change Order Allowance				
226	Rhoads Elem	6630 A/E Allowance	12,983.00		3,321.20	9,661.80
227	McNamara Elem	6623 Change Order Allowance	205,336.00		140,134.70	65,201.30
227	McNamara Elem	6630 A/E Allowance	15,567.42		3,521.50	12,045.92

Facilities Capital Program - Contingency Report

As of August 21, 2012

Org and Campus		Budget	Pre-Encumb	Encumbrance	Actual	Available	
		\$	\$	\$	\$	\$	
231	Roosevelt Elem	6623 Change Order Allowance	555,000.00		102,646.53	94,021.35	358,332.12
231	Roosevelt Elem	6630 A/E Allowance	166,000.00		411.86	120,033.28	45,554.86
234	Rusk Elem	6623 Change Order Allowance	603,106.00				603,106.00
234	Rusk Elem	6630 A/E Allowance	41,388.00		20,055.00	21,276.00	57.00
237	Scarborough Elem	6623 Change Order Allowance	482,688.00		11,774.08	374,211.00	96,702.92
237	Scarborough Elem	6630 A/E Allowance	27,411.00		806.35	13,705.65	12,899.00
238	Scott Elem	6623 Change Order Allowance	367,200.00				367,200.00
238	Scott Elem	6630 A/E Allowance	124,000.00		15,500.06	55,762.50	52,737.44
240	Sherman Elem	6623 Change Order Allowance	427,821.00		36,744.00		391,077.00
240	Sherman Elem	6630 A/E Allowance	67,805.50		7,745.00	31,895.00	28,165.50
242	Smith, K. Elem	6623 Change Order Allowance	295,797.00		3,932.00	12,000.00	279,865.00
242	Smith, K. Elem	6630 A/E Allowance	73,712.00		14,878.75	47,405.25	11,428.00
244	Southmayd Elem	6623 Change Order Allowance	798,169.00				798,169.00
244	Southmayd Elem	6630 A/E Allowance	59,975.00			36,459.46	23,515.54
248	Sutton Elem	6623 Change Order Allowance	354,298.00		19,672.79		334,625.21
248	Sutton Elem	6630 A/E Allowance	168,442.00		36,290.00	115,468.00	16,684.00
252	Wainwright Elem	6623 Change Order Allowance	191,608.00				191,608.00
252	Wainwright Elem	6630 A/E Allowance	13,413.00				13,413.00
256	Wharton K-8 Dual Lan	6623 Change Order Allowance	70,000.00			36,402.32	33,597.68
256	Wharton K-8 Dual Lan	6630 A/E Allowance	5,600.00				5,600.00
257	Whidby Elem	6623 Change Order Allowance	268,602.87		143,675.46	80,539.34	44,388.07
257	Whidby Elem	6630 A/E Allowance	23,965.35			17,750.00	6,215.35
258	Whittier Elem	6623 Change Order Allowance	201,524.00				201,524.00
258	Whittier Elem	6630 A/E Allowance	14,042.00		1,699.74	7,743.26	4,599.00
262	Grissom Elem	6623 Change Order Allowance	268,444.00				268,444.00
262	Grissom Elem	6630 A/E Allowance	18,791.00		1,718.50	10,881.50	6,191.00
263	Law Elem	6623 Change Order Allowance	71,244.00				71,244.00
263	Law Elem	6630 A/E Allowance	4,987.00				4,987.00
264	Mitchell Elem	6623 Change Order Allowance	186,634.86		84,632.05		102,002.81
264	Mitchell Elem	6630 A/E Allowance	50,875.00				50,875.00
265	Petersen Elem	6623 Change Order Allowance	222,080.00				222,080.00
265	Petersen Elem	6630 A/E Allowance	15,732.20				15,732.20
267	White Elem	6623 Change Order Allowance	266,360.00		98,982.29	62,269.99	105,107.72
267	White Elem	6630 A/E Allowance	19,002.70			1,500.00	17,502.70
268	Benbrook Elem	6623 Change Order Allowance	196,605.80			195,775.87	829.93
268	Benbrook Elem	6630 A/E Allowance	4,558.36			3,950.00	608.36
271	Foerster Elem	6623 Change Order Allowance	393,116.00			205,061.85	188,054.15
271	Foerster Elem	6630 A/E Allowance	25,355.00			17,250.00	8,105.00
273	Ashford Elem	6623 Change Order Allowance	164,719.00			148,719.00	16,000.00
273	Ashford Elem	6630 A/E Allowance	1,280.00				1,280.00
274	Askew Elem	6623 Change Order Allowance	234,635.00			145,939.03	88,695.97
274	Askew Elem	6630 A/E Allowance	26,820.70				26,820.70

Facilities Capital Program - Contingency Report

As of August 21, 2012

Org and Campus		Budget	Pre-Encumb	Encumbrance	Actual	Available
		\$	\$	\$	\$	\$
275	Bush Elem	6623 Change Order Allowance	65,391.00		65,391.00	
275	Bush Elem	6630 A/E Allowance	3,280.00		3,280.00	
276	Shadowbriar Elem	6623 Change Order Allowance	175,589.00		74,606.32	100,982.68
276	Shadowbriar Elem	6630 A/E Allowance	12,291.00			12,291.00
281	Sanchez Elem	6623 Change Order Allowance	44,915.00			44,915.00
281	Sanchez Elem	6630 A/E Allowance	3,150.00			3,150.00
283	Garcia Elem	6623 Change Order Allowance	88,211.00			88,211.00
283	Garcia Elem	6630 A/E Allowance	6,175.00			6,175.00
285	Valley West Elem	6623 Change Order Allowance	293,518.96		276,073.17	17,445.79
285	Valley West Elem	6630 A/E Allowance	65,000.00		27,100.00	37,900.00
286	Herrera Elem	6623 Change Order Allowance	180,648.00			180,648.00
286	Herrera Elem	6630 A/E Allowance	13,029.00		4,535.00	8,494.00
287	Cage Elem	6623 Change Order Allowance	60,391.00			60,391.00
287	Cage Elem	6630 A/E Allowance	4,227.00			4,227.00
289	Martinez, C.	6623 Change Order Allowance	184,800.00	3,748.00	175,697.95	5,354.05
289	Martinez, C.	6630 A/E Allowance	14,203.00		800.00	13,403.00
290	Crespo Elem	6623 Change Order Allowance	217,859.00			217,859.00
290	Crespo Elem	6630 A/E Allowance	15,843.00	2,036.16	9,275.84	4,531.00
291	Gallegos Elem	6623 Change Order Allowance	214,965.00			214,965.00
291	Gallegos Elem	6630 A/E Allowance	44,269.00	12,400.00	27,200.00	4,669.00
292	Carrillo Elem	6623 Change Order Allowance	195,481.00			195,481.00
292	Carrillo Elem	6630 A/E Allowance	15,399.00		12,075.00	3,324.00
295	Benavidez Elem	6623 Change Order Allowance	109,013.91		109,013.91	
295	Benavidez Elem	6630 A/E Allowance				
297	Davila Elem	6623 Change Order Allowance	259,660.00			259,660.00
297	Davila Elem	6630 A/E Allowance	33,468.00	3,249.00	22,801.00	7,418.00
298	Martinez, R. Elem	6623 Change Order Allowance	247,045.00			247,045.00
298	Martinez, R. Elem	6630 A/E Allowance	17,293.00		13,350.00	3,943.00
299	Milne Elem	6623 Change Order Allowance	324,621.00		166,854.63	157,766.37
299	Milne Elem	6630 A/E Allowance	22,723.00			22,723.00
301	Eastwood Academy	6623 Change Order Allowance	547,991.00			547,991.00
301	Eastwood Academy	6630 A/E Allowance	38,359.00	20,000.00	18,110.00	249.00
310	S. Houston-Math/Scie	6623 Change Order Allowance	719,121.00		63,408.48	280,236.00
310	S. Houston-Math/Scie	6630 A/E Allowance	81,698.00	9,470.00	15,735.00	56,493.00
322	VANGUARD HS	6623 Change Order Allowance	1,334,651.75		749,373.99	243,949.54
322	VANGUARD HS	6630 A/E Allowance	438,353.82	28,578.86	320,218.48	89,556.48
360	Bellfort ECC	6623 Change Order Allowance	725,000.00		541,788.84	183,211.16
360	Bellfort ECC	6630 A/E Allowance	66,300.12	36,300.12	11,553.00	18,447.00
382	Reagan K-8 Ed. Ctr	6623 Change Order Allowance	733,986.00		99,751.53	325,653.47
382	Reagan K-8 Ed. Ctr	6630 A/E Allowance	154,000.00	14,900.00	26,425.00	112,675.00
383	Deanda Elem	6623 Change Order Allowance	630,000.00		441,634.68	157,566.34
383	Deanda Elem	6630 A/E Allowance	84,108.04	5,005.91	10,222.13	68,880.00

Facilities Capital Program - Contingency Report

As of August 21, 2012

			Budget	Pre-Encumb	Encumbrance	Actual	Available
Org and Campus			\$	\$	\$	\$	\$
394	Neff Elem	6623 Change Order Allowance	465,000.00		139,810.01	77,242.80	247,947.19
394	Neff Elem	6630 A/E Allowance	84,000.00			34,590.00	49,410.00
396	Ray Daily Elem	6623 Change Order Allowance	15,294.86			2,070.44	13,224.42
396	Ray Daily Elem	6630 A/E Allowance					
454	S. Early College HS	6623 Change Order Allowance	97,500.00				97,500.00
454	S. Early College HS	6630 A/E Allowance	26,000.00				26,000.00
660	School Athletics	6623 Change Order Allowance	1,060,736.00			14,439.77	1,046,296.23
660	School Athletics	6630 A/E Allowance	86,012.06		15,050.00	45,150.00	25,812.06
TOTALS			60,952,261.79	0.00	4,717,507.86	23,777,050.79	32,457,703.14

Funding from
External Sources
By
Project

Other Projects Funded from External Sources

As of August 21, 2012

		Funding Source	Annual Budget	Pre-Encumb	Encumbrance	Actual	Available Budget
Org			\$	\$	\$	\$	\$
061	Marshall MS	TIRZ	330,000.00		300,376.70		29,623.30
102	Alcott ES	Pay As You Go	650,000.00		278,554.38	315,385.76	56,059.86
271	Forester ES	TIRZ	2,345,800.00		273,843.96	794,020.59	1,277,935.45
322	Carnegie Vanguard	SR1	2,500,000.00		705,539.98	1,423,250.02	371,210.00
TOTALS			5,825,800.00	-	1,558,315.02	2,532,656.37	1,734,828.61



Construction and Facility Services Traffic Light Report

(As of August 21, 2012)

Indicators	Target Year Open/Completed		Project/School/Facility	Project Team	Budget	General Overview	Target Qtr. Construction Start	Phase	% Complete	Status/Issues/Actions
	2009	C-184	Central Early College High School (Houston Academy for International Studies)	HISD Team utilizing JOC and other annual Contracts HISD PM: Travis Stanford / Lloyd Hart	\$ 1,813,981	Renovation of former J. W. Jones Elementary School for Houston Academy for Internationals Studies	-	W	100	Renovations are complete and 1-year warranty period is complete. Funding from C-348, C-184, and C-416 have been combined to reflect the total budget for this project.
		C-664	Dyer Stadium Track	Architect: Johnston Contractor: Vibra-Whirl Sports LTD CMPA: Johnston / Alan Johnston	\$ 600,000	Track replacement	-	W	100	Construction is complete and the 1-year warranty period is complete. The project has been closed out.
	2010	C-273	Ashford Elementary School	Architect: PMP Architects CSP Contractor: Martin-Harris Construction CMPA: Rice and Gardner / Robert Barrera	\$ 1,157,277	Renovations include: safety/security systems improvements, MEP systems improvements, lighting, window replacements, PA system, and ADA code compliance.	-	W	100	Construction is complete and the project is closed out. The 1-year warranty period is complete.
		C-295	Benavidez Elementary School	Architect: Pfluger Architects CSP Contractor: Prime Contractor CMPA: Rice and Gardner / Robert Barrera	\$ 2,329,931	Renovations include: safety/security systems improvements, MEP systems improvements, and ADA code compliance.	-	W	100	Construction is complete and the project is closed out. The 1-year warranty period is complete.
		C-275	Bush Elementary School	Architect: PMP Architects CSP Contractor: Martin-Harris Construction CMPA: Rice and Gardner / Robert Barrera	\$ 1,343,500	Renovations include: safety/security systems improvements, MEP systems improvements, bathrooms upgrade, carpeting, PA system, and ADA code compliance.	-	W	100	Construction is complete and the project is closed out. The 1-year warranty period is complete.
		C-135	Crockett Elementary School	Architect: Natex Architects CMAR: Comex Corp. HISD PM: Travis Stanford / Lloyd Hart	\$ 8,305,860	New 14,500 SF Addition and Renovation	-	W	100	Construction is complete and the project is closed out. The 1-year warranty period is complete. The Construction manager-at-risk (CMAR) has addressed the final warranty items and project closeout documentation has been received.
		C-396	Daily Elementary School	Architect: RHW Architects Contractor: Desert Eagle dba Panorama HISD PM: Meredith Smith	\$ 325,000	Site improvements, parking expansion	-	W	100	Construction is complete and the project is closed out. The 1-year warranty period is complete.
		C-162	Gregg Elementary School	Architect: Hermes Architects CMAR: Anslow Bryant Construction HISD PM: Travis Stanford	\$ 16,603,500	750 Student Elementary School Replacement	-	W	100	Construction is complete and the project is closed out. The 1-year warranty period is complete. In 2nd Quarter 2012, the project received LEED Certification from the U.S. Green Building Certification Institute.
		C-216	Patterson Elementary School	Architect: Sustaita Associates CMAR: Cadence McShane Construction HISD PM: Travis Stanford	\$ 19,317,008	900 Student Elementary School Replacement on existing campus (Pre-K to Grade 5)	-	W	100	Patterson ES has been awarded a LEED Silver Certification, which is a first for Houston ISD. Project is completed and the construction manager-at-risk (CMAR) is addressing final warranty items.
		C-219	Piney Point Elementary School	Architect: VLK Architects CMAR: Tellepsen Builders HISD PM: Bruce Green	\$ 19,279,630	1000 Student Elementary School Replacement on existing campus (Pre-K to Grade 5)	-	W	100	Construction is complete, the project has been closed out, and the school opened for classes in August 2010. The 1-year warranty period is complete.
		C-080	Rice K-8 (La Escuela Rice)	Architect: VLK Architects CSP Contractor: Martin Harris Construction CMPA: AECOM / Ken English	\$ 4,065,774	Renovations include: safety/security systems improvements, MEP systems improvements, exterior and interior finishes, and ADA code compliance. Replacement of fire alarm, intrusion alarm, intercom systems, stage lighting, and auditorium sound system.	-	W	100	Construction is complete and the project is closed out. The 1-year warranty period is complete.
		C-TUR	Tracks Turf, Misc.	In-house Team HISD PM: Travis Stanford	\$ 2,000,000	Turf Repair and Replacement	-	W	100	Turf installation at Barnett and Butler Stadium is complete and those projects have been closed out. Turf replacement at Delmar Stadium was completed in late June 2012.
		C-036	Westside High School	Contractor: JOC Contractor - KBR CMPA: Rice and Gardner / Scott Fendrick	\$ 1,261,053	Trustee allocation approved on 01-14-10 for tennis court and general facility improvements.	-	W	100	Construction is complete and the project is closed out. The 1-year warranty period is complete.
	2011	C-104	Almeda Elementary School	Architect: Archi*Technic/3 CMAR: Satterfield & Pontikes HISD PM: Travis Stanford	\$ 19,116,198	750 Student Elementary School Replacement on the existing campus (pre-k to grade 5)	-	W	100	Construction is complete and the project has been closed out. The construction manager-at-risk (CMAR) is addressing final warranty issues from the one-year warranty walk through.
		C-105	Anderson Elementary School	Architect: SHW Group CSP Contractor: Harris-Martin Construction CMPA: Rice and Gardner / Scott Fendrick	\$ 3,458,991	Renovations include: safety/security systems improvements, MEP systems improvements, lighting, interior finishes, bathrooms upgrade, parking lot repair, and ADA code compliance.	-	W	100	Construction is complete and the project is in the 1-year warranty period. Work on the punch list items and closeout procedures are underway.
		C-274	Askew Elementary School	Architect: PMP Architects CSP Contractor: Horizon International Group CMPA: Rice and Gardner / John Engle	\$ 3,584,124	Renovations include: safety/security systems improvements, MEP systems improvements, lighting, window replacements, ceiling, PA system, and ADA code compliance.	-	W	30	The project is complete and in the closeout phase. Final testing and balancing of the heating ventilation and air conditioning (HVAC) system will be performed during August 2012. The renovations in this Bond Program were required to continue providing a suitable learning environment until long-term facility solutions from the 2012 Bond Proposal are implemented.
		C-107	Barrick Elementary School	Architect: PBK Architects CSP Contractor: Prime Construction CMPA: Turner Trevino / Harvey Jones	\$ 5,249,850	Renovations include: safety/security systems improvements, MEP systems improvements, window replacements, roof replacement and ADA code compliance. Replacement of the boiler was added through a Trustee Allocation.	-	W	70	Project is complete and the closeout documents have been reviewed and accepted. The transportable buildings (T-bldgs.) have been removed from the campus.
		C-360	Belfort Early Childhood Center	Architect: Kirksey Architects CSP Contractor: Drymalla Construction HISD PM: Travis Stanford	\$ 5,148,000	Renovation of former clinic for 360 Pre-K and Kindergarten Students (Prior Use for 4 and 5 Grade Classrooms which will be replaced at Lewis Elementary)	-	W	75	The general contractor is addressing minor warranty items. Project team is working on correction of items from state accessibility inspection. A campus request for canopies at the Student Drop-off Area, replacement of unreliable mechanical equipment, and site improvement work is being priced and evaluated for possible inclusion in the project.



Construction and Facility Services Traffic Light Report

(As of August 21, 2012)

Indicators	Target Year Open/Completed		Project/School/Facility	Project Team	Budget	General Overview	Target Qtr. Construction Start	Phase	% Complete	Status/Issues/Actions
	2011	C-268	Benbrook Elementary School	Architect: cre8 Incorporated CSP Contractor: Drymalla Construction Co. CMPA: AECOM / Roy Tunnell	\$ 2,731,515	Renovations include: safety/security systems improvements, MEP systems improvements, fencing, lighting, interior finishes, installation of an elevator, and ADA code compliance.	-	W	40	The interior renovations to the 3-story Classroom Wing, Administrative Offices, Library, and Cafeteria are complete. The site work has been completed. One transportable building has been removed and a second single classroom unit will be removed during Summer 2012. Final closeout of the project is underway.
		C-109	Berry Elementary School	Architect: Gensler CSP Contractor: Gamma Construction HISD PM: Bruce Green	\$ 15,693,978	750 Student Elementary School Replacement on the existing campus (pre-k to grade 5)	-	W	75	Project is complete and in the 1-year warranty period. Submission of final documentation is underway and close out procedures are in progress.
		C-043	Burbank Middle School	Architect: Kirksey Architects CMAR: Gamma Construction CMPA: Turner/Trevino	\$ 14,488,670	Renovations include: safety/security systems improvements, MEP systems improvements, lighting up-grade, roof replacement, additional parking, and ADA code compliance. Auditorium waterproofing, kitchen roof improvements and other capital related improvements were added through a Trustee Allocation.	-	W	75	Construction is complete and the project is in the 1-year warranty period. The contractor has completed all punch list items and change order work. Warranty items are being addressed.
		C-289	Clemente Martinez Elementary School	Architect: PDG Architects CSP Contractor: Martin-Harris Construction CMPA: Turner Trevino / Mandy Wells	\$ 2,957,822	Renovations include: safety/security systems improvements, MEP systems improvements, and ADA code compliance.	-	W	35	Construction is complete and the project is in the 1-year warranty period. The contractor has completed all punch list items and change order work. Warranty items are being addressed.
		C-048	Clifton Middle School	Architect: cre8 Incorporated CSP Contractor: Drymalla Construction Co. CMPA: AECOM / Roy Tunnell	\$ 8,940,588	Renovations include: safety/security systems improvements, MEP systems improvements, fencing, bus drive, bus canopy, additional parking, paving repairs, lighting, interior finishes, restrooms upgrade, partial roof replacement and ADA code compliance.	-	W	50	The building renovation have been completed and closeout of the project is being finalized. The project is in the 1-year warranty period and the contractor is addressing warranty items.
		C-136	Cunningham Elementary School	Architect: Page Southerland Page CMAR: Drymalla Construction HISD PM: Bruce Green	\$ 16,583,086	750 Student Elementary School Replacement on the existing campus (pre-k to grade 5)	-	W	99	Phase I of the project is complete. Work is in progress on Phase II, site improvements, was completed in the 2nd Quarter 2012. The project is in the 1-year warranty period and project closeout procedures are underway.
		C-383	DeAnda Elementary School	Architect: Proznig Architects CMAR: Turner Construction Company HISD PM: Meredith Smith	\$ 15,566,712	New 750 Student Elementary School (Pre-K to grade 5) on a new campus site.	-	W	65	Students began classes in the new school on November 28, 2011. The construction manager-at-risk (CMAR) is addressing minor punch list and warranty items. Installation of new flooring in the First Floor corridors is substantially complete.
		C-137	DeChaumes Elementary School	Architect: ArcTec Associates, Inc. CMAR: Durotech, L.P. HISD PM: Bruce Green	\$ 18,083,731	750 Student Elementary School Replacement on the existing campus (pre-k to grade 5)	-	W	90	Project is complete and the project is in the 1-year warranty period. The LEED certification process is underway. Final documentation is in progress.
		C-149	Emerson Elementary School	Civil Engineer: Landtech CMPA: Rice and Gardner / Scott Fendrick HISD PM: Bruce Green	\$ 348,000	Trustee allocation approved in January 2010 for site improvements. Project includes safety/security systems improvements.	-	W	1	An additional security gate was installed at the Kindergarten playground as part of a Trustee allocation special project. This project work was completed during Summer 2012 and is in the 1-year warranty period.
		C-152	Field Elementary School	Architect: Hill & Swart Architects, Inc. CSP Contractor: Martin-Harris Construction CMPA: AECOM / Robert Lengefeld	\$ 852,328	Renovations include: safety/security systems improvements, MEP systems improvements, lighting, fencing, restrooms upgrade, interior finishes, PA system, and ADA code compliance.	-	W	60	This renovation project is complete and in the 1-year warranty period. Final documentation and closeout procedures are complete.
		C-271	Foerster Elementary School	Architect: Hermes Architects CSP Contractor: Prime Contractors, Inc. CMPA: Rice and Gardner / Scott Fendrick	\$ 4,710,711	Renovations include: safety/security systems improvements, MEP systems improvements, site work, exterior and interior finishes, technology systems improvement, and ADA code compliance	-	W	70	The renovation construction work is complete and the project is in the closeout phase. The roof replacement work is underway as a separate project this summer and will be complete in 3rd Quarter 2012.
		C-072	Fondren Middle School	Architect: SHW Group CSP Contractor: Harris-Martin Construction CMPA: Rice and Gardner / Robert Barrera	\$ 2,649,925	Renovations include: safety/security systems improvements, lighting, window replacements, PA system, and ADA code compliance.	-	W	40	This renovation project is complete and in the 1-year warranty period is complete. Final documentation and closeout procedures are complete. Work on the punch list items and closeout procedures are underway.
		C-047	Fonville Middle School	Architect: PBK, Inc. CSP Contractor: Prime Contractors, Inc. CMPA: Turner Trevino / Stephanie Elliot	\$ 11,076,547	Renovations include: safety/security systems improvements, MEP systems improvements, science lab improvements, restroom upgrades, and ADA code compliance revisions.	-	W	55	All renovation work areas have been turned over to the school. One remaining T-building has been auctioned and is to be removed. Work on warranty items is in progress as needed. Closeout documents have been submitted and they are being reviewed.
		C-156	Frost Elementary School	Architect: RDC Architects CMAR: Cadence McShane Construction HISD PM: Travis Stanford	\$ 15,735,069	750 Student Elementary School Replacement on new campus (pre-k to grade 5)	-	W	100	Construction is complete and the 1-year warranty period is complete. Review of the project by the U.S. Green Building Certification Institute for LEED Certification is underway..
		C-068	Grady Middle School	Architect: Gensler Architects CMAR: Satterfield & Pontikes CMPA: Rice & Gardner / Robert Barrera	\$ 13,658,245	This is an expansion project with two project phases. The first phase will demolish original building, recreation building, and basketball courts. It will include construction of a gym and 2-story administration building. The second phase will remove T-buildings and construct a 2-story academic wing.	-	W	40	Phase II of the this renovation and addition project is complete and in the 1-year warranty period. The transportable buildings (T-Bldgs.) are being removed in early September and the site will be restored as part of phase of the work. Closeout procedures and review of final documentation are underway. Improvements planned in the 2012 Bond Proposal will complete the final phase of development on this campus.
		C-052	Henry Middle School	Architect: PBK Architects CSP Contractor: Prime Construction CMPA: Turner Trevino / Stephanie Elliot	\$ 2,540,501	Renovations include: safety/security systems improvements, MEP systems improvements, window replacements, science lab improvements, restroom upgrades, and ADA code compliance.	-	W	80	All Renovation work has been completed and the affected areas have been turned over to the school. Work on warranty items is in progress and closeout documents are being reviewed.
		C-173	Herod Elementary School	Architect: Kirksey Architects CMAR: Anslow Bryant Construction HISD PM: Meredith Smith	\$ 16,307,489	750 Student Elementary School Replacement on the existing campus (Pre-K to Grade 5). Phase 1 is the new school construction. Phase 2 is the demolition of the old building and completion of site work.	-	W	100	Construction is complete and students began classes in the new building in January 2011. Herod ES has been awarded a LEED Silver Certification by the U.S. Green Building Certification Institute.
	2011	C-178	Horn Elementary School	Architect: English + Associates CMAR: Drymalla Construction HISD PM: Meredith Smith	\$ 15,679,000	750 Student Elementary School Replacement on the existing campus (Pre-K to Grade 5).	-	W	100	Students began classes in the new building in August 2011. Recent installation of the marquee completed the HISD construction. Bellaire Little League is currently constructing upgrades to the play fields through the interlocal agreement between HISD and the City.



Construction and Facility Services Traffic Light Report

(As of August 21, 2012)

Indicators	Target Year Open/Completed		Project/School/Facility	Project Team	Budget	General Overview	Target Qtr. Construction Start	Phase	% Complete	Status/Issues/Actions
	2011	C-006	Jones High School	Architect: STOA Architects CSP Contractor: Prime Construction CMPA: Atser / Buddy Moore	\$ 5,509,084	Renovations include: safety/security and MEP improvements, science laboratory upgrades, PA system, and ADA code compliance. The athletic track will be repaired and resurfaced. Project scope expanded through a budget re-allocation to include mechanical upgrades/repairs and other capital related improvements.	-	W	20	The renovation work is substantially complete. Punch list items are complete and project closeout is underway. Two new air cooled chillers were installed by HISD Annual Vendor in August 2012 and are operational. Anticipate that renovation of Special Needs Area will begin in September 2012 with scheduled completion in 1st Quarter 2013. This renovation work is in addition to the original scope of work and it will be accomplished by a job order contractor (JOC). The improvements planned in the 2012 Bond Proposal will address additional important needs at this campus.
		C-187	Kelso Elementary School	Architect: Smith & Company Architects CSP Contractor: DT Construction CMPA: Atser / Johnny Beavers	\$ 1,130,602	Renovations include: safety/security systems improvements, electrical systems improvements, plumbing systems improvements, and ADA code compliance.	-	W	15	Renovation work is substantially complete. The contractor is addressing punch list items and closeout procedures are underway. Annual Vendor is installing additional fire alarm devices requested throughout the campus for Certificate of Compliance.
		C-057	Lanier Middle School	Architect: Natex Architects CSP Contractor: Prime Contractors CMPA: AECOM / Tim Bealy	\$ 1,937,975	Renovations include: safety/security systems improvements, MEP systems improvements, closed circuit television system, exterior doors, interior finishes, and ADA code compliance.	-	W	50	Construction is complete and the project is in the 1-year warranty period. Work on the punch list items and closeout procedures are underway.
		C-009	Lee High School	Architect: Smith and Company Architects CSP Contractor: Cadence McShane CMPA: Rice and Gardner / Scott Fendrick	\$ 3,855,820	Renovations include: safety/security systems improvements, MEP systems improvements, lighting, doors, elevator controls, PA system, and ADA code compliance.	-	W	15	The project is complete and in the closeout phase. Work on the punch list items are underway. Site and egress lighting improvements are being performed by a job order contractor (JOC). The renovations in this program were required to continue providing a suitable learning environment until long-term facility solutions from the 2012 Bond Proposal are implemented.
		C-194	Lewis Elementary School	Architect: Molina Walker Architects CMAR: Drymalla Construction HISD PM: Travis Stanford	\$ 26,239,547	904 Student Elementary School Replacement (Grades 1-5; refer to C-360 for Bellfort Academy for PreK and Kindergarten)	-	W	80	The project is complete and the new Lewis ES opened its doors to students on October 3rd, 2011. The punch list items have been completed and the project is in the 1-year warranty period.
		C-059	Long Middle School	Architect: VLK Architects CSP Contractor: Fort Bend Mechanical CMPA: Rice and Gardner / Scott Fendrick	\$ 10,376,417	Renovations include: safety/security systems improvements, MEP systems improvements, lighting, interior finishes, door and window replacements, elevator controls, paving repairs, roof repairs, PA system, and ADA code compliance. This project will add a new entry, marquee, and canopy for buses.	-	W	35	Construction is substantially complete and the project is in the 1-year warranty period. Work on the punch list items and closeout procedures are underway. Other work is being performed on the campus by job order contractors (JOC's) and annual vendors.
		C-198	Love Elementary School	Architect: Natex Corporation Architects CSP Contractor: Prime Contractors CMPA: AECOM / Tim Bealy	\$ 999,265	Renovations include: safety/security systems improvements, MEP systems improvements, closed circuit television system, flooring, walkway canopy, additional parking, PA system, and ADA code compliance.	-	W	50	Construction is complete and the project is in the 1-year warranty period. Work on the punch list items and closeout procedures are underway.
		C-199	Lovett Elementary School	Architect: PGAL CMAR: Drymalla Construction HISD PM: Meredith Smith	\$ 16,538,019	750 Student Elementary School Replacement on existing campus (pre-k to grade 5)	-	W	100	Students began classes in the new building in August 2011. Phase 2 site work was completed in Fall 2011. Lovett ES has been awarded a LEED Silver Certification by the U.S. Green Building Certification Institute.
		C-061	Marshall Middle School	Architect: PDG Architects Contractor: Martin-Harris Construction CMPA: Turner Trevino / Mandy Wells	\$ 5,862,958	Renovations include: safety/security systems improvements, MEP systems improvements, restrooms upgrade, science laboratory upgrades, and ADA code compliance.	-	W	10	The renovation work is complete and the project is in the 1-year warranty period. Negotiations of final change orders and closeout of base project is underway.
		C-227	McNamara Elementary School	Architect: PDG Architects CSP Contractor: Fort Bend Mechanical CMPA: Rice and Gardner / Robert Barrera	\$ 2,987,189	Renovations include: safety/security systems improvements, MEP systems improvements, lighting, interior and exterior repairs/finishes, PA system, and ADA code compliance.	-	W	70	This renovation project is complete and the project is in the 1-year warranty period. Final documentation and closeout procedures are complete.
		C-204	Memorial Elementary School	Architect: Hill & Swart Architects, Inc. CSP Contractor: Martin-Harris Construction CMPA: AECOM / Robert Lengefeld	\$ 1,105,790	Renovations include: safety/security systems improvements, MEP systems improvements, lighting, fencing, elevator, restrooms upgrade, and ADA code compliance.	-	W	67	This renovation project is complete and the contractor has addressed the punch list items. Final documentation and closeout procedures are complete.
		C-299	Milne Elementary School	Architect: SHW Group CSP Contractor: Martin-Harris Construction CMPA: Rice and Gardner / Scott Fendrick	\$ 3,593,810	Renovations include: safety/security systems improvements, MEP systems improvements, and ADA code compliance.	-	W	50	This renovation project is complete and in the 1-year warranty period. Contract closeout in progress.
		C-210	Northline Elementary School	Architect: SHW Group Contractor: DT Construction CMPA: Turner Trevino / Harvey Jones	\$ 4,671,770	Renovations include: safety/security systems improvements, MEP systems improvements, additional parking, new front driveway, and ADA code compliance.	-	W	100	The project is complete and the 1-year warranty period is complete. The Certificate of Compliance has been obtained from the City of Houston. The final close out documents, including operations and maintenance (O&M) manuals and record drawings have been transmitted to HISD.
		C-213	Osborne Elementary School	Architect: PGAL Architects Contractor: Prime Construction CMPA: Turner Trevino / Harvey Jones	\$ 4,908,574	Renovations include: safety/security systems improvements, MEP systems improvements, restroom upgrades, elevator installation, and ADA code compliance.	-	W	10	Phase 1 and 2 are complete. Work on punch list is in progress for the Phase 3 Second Floor East Wing and other areas. Site light pole installation is in progress. The installation of the new elevator has been completed.
		C-217	Peck Elementary School	Architect: Taft Architects CMAR: Turner Construction Company HISD PM: Matisia Hollingsworth	\$ 17,894,526	750 Student Elementary School Replacement (Consolidation on Peck Elementary Campus) Pre-k through Grade 5	-	W	70	Construction is complete and the project is in the 1-year warranty period. In March 2012, the project received LEED Certification from the U.S. Green Building Certification Institute. The Certificate of Occupancy has been received. Final documentation has been submitted and closeout procedures are being finalized.
		C-221	Poe Elementary School	Architect: Natex Corporation Architects CSP Contractor: Prime Construction AECOM: Tim Bealy	\$ 2,137,807	Renovations include: safety/security systems improvements, MEP systems improvements, new closed circuit television system, PA system, and ADA code compliance.	-	W	50	This renovation project is complete and in the 1-year warranty period. Contract closeout in progress.
		C-231	Roosevelt Elementary School	Architect: RWS Architects CMAR: Gamma Construction HISD PM: Bruce Green	\$ 16,586,133	750 Student Elementary School Replacement on existing campus (pre-k to grade 5)	-	W	45	Construction is complete and the project is in the 1-year warranty period. Review of the project by the U.S. Green Building Certification Institute for LEED Certification is underway. Project is complete. Final documentation has been submitted and closeout procedures are being finalized.



Construction and Facility Services Traffic Light Report

(As of August 21, 2012)

Indicators	Target Year Open/Completed	Project/School/Facility	Project Team	Budget	General Overview	Target Qtr. Construction Start	Phase	% Complete	Status/Issues/Actions	
		School Turnaround Projects (11 Schools)	Architect: N/A Contractor: Annual Vendors/Job Order Contractors HISD PM: Willie Burroughs	\$ 445,012	Special Summer renovation projects include painting, miscellaneous interior and exterior modifications, safety and security upgrades, and other general capital improvements. These improvements to schools throughout the District are being funded through a Trustee allocation from District IX.	-	W	60	Renovations were performed by job order contractors (JOC), annual vendors, and HISD Maintenance staff. All projects are finished with most of the work completed before the start of the 2011-2012 school year.	
		C-276	Shadowbriar Elementary School	Architect: PMP Architects CSP Contractor: Horizon Group CMPA: Rice and Gardner / Scott Fendrick	\$ 2,535,283	Renovations include: safety/security systems improvements, MEP systems improvements, PA system, flooring replacement, and ADA code compliance.	-	W	25	This renovation work is complete and the contractor has addressed the punch list items. The project is in the 1-year warranty period. Closeout documentation and procedures are being finalized.
		C-023	Sharpstown High School (also see 2013 Addition project)	Architect: PDG Architects CSP Contractor: Fort Bend Mechanical CMPA: Rice and Gardner / Jim Rice	\$ 3,264,115	Renovations include: safety/security systems improvements, MEP systems improvements, science laboratory upgrades, PA system, and ADA code compliance. A new classroom wing addition to replace existing transportable buildings was added to the scope of work through a Trustee allocation.	-	W	75	This renovation work is complete and the project is in the 1-year warranty period. Closeout documentation and procedures are being finalized.
		C-285	Valley West Elementary School	Architect: PMP Architects CMAR: Satterfield & Pontikes HISD PM: Bruce Green	\$ 8,285,604	New 36,000 SF Addition and Renovation	-	W	100	School opened in January 2011 and the warranty period is complete.
		C-056	Welch Middle School	Architect: Hermes Architects CSP Contractor: Prime Contractors, Inc. CMPA: Rice and Gardner / Scott Fendrick	\$ 7,034,257	Renovations include: safety/security systems improvements, MEP systems improvements, paving repairs, interior finishes, and ADA code compliance. This project will add additional parking, marquee, and a canopy for bus drop-off.	-	W	80	The project is complete and in the 1-year warranty period. The contractor has addressed several mechanical and electrical punch list items. Closeout documentation and procedures have been finalized.
		C-267	White Elementary School	Architect: Smith and Company Architects CSP Contractor: Cadence McShane CMPA: Rice and Gardner / Scott Fendrick	\$ 3,893,786	Renovations include: safety/security systems improvements, MEP systems improvements, lighting, door and window replacements, interior finishes, PA system, and ADA code compliance. This project will add a marquee and canopy for bus drop-off.	-	W	60	The project is complete and in the 1-year warranty period. Additional site work will be performed by a separate contractor during the Fall semester 2012.
		C-102	Alcott Elementary School	Architect: Merriman Holt Architects CSP Contractor: Prime Contractors, Inc. CMPA: Atser / Warren Mueller	\$ 5,011,586	Renovations include: safety/security and MEP improvements, lighting, door and window replacements, interior finishes, bathrooms upgrade, walkways and ADA code compliance.	-	C	55	Renovation of Area D which includes 12 classrooms and two restrooms is substantially complete. Abatement work in Areas A, B and C is complete and renovation work is in process throughout entire campus. Schedule has been extended to incorporate additional window work and repairs to moisture damaged areas.
		C-106	Atherton Elementary School	Architect: IDG Architects CMAR: Cadence McShane Construction HISD PM: Lloyd Hart	\$ 15,859,000	750 Student Elementary School Replacement on the existing campus (pre-k to grade 5)	-	C	50	The exterior metal stud wall framing is in place and the sheathing has been attached. Installation of the roofing system is underway and erection of the masonry exterior walls has begun. [Work has been expedited to recover time lost to severe weather in the 1st Quarter 2012 and submittal processing glitches, however, the original timeline has not been regained yet. Additional time recovery may be possible.]
		C-041	Attucks Middle School	Architect: STOA Architects CSP Contractor: Prime Construction CMPA: Atser / Buddy Moore	\$ 5,055,180	Renovations include: safety/security systems improvements, MEP systems improvements, door and window replacements, science laboratory upgrades, and ADA code compliance.	-	W	15	The project is complete and in the 1-year warranty period. The contractor has addressed punch list items. Closeout documentation and procedures are being finalized.
		C-001	Austin High School	Architect: AUTOARCH Architects CSP Contractor: DT Construction Co., Inc. CMPA: Johnston / Alan Johnston	\$ 3,998,853	Renovations include: safety/security systems improvements, MEP systems improvements, and ADA code compliance and science laboratory upgrades.	-	C	30	Austin HS is part of a 2-school package with Burnet ES. Mechanical, electrical, and plumbing rough-in work for new science labs and renovations to the restrooms and showers in the Locker Room are underway. Phases 1 and 2 are scheduled for completion this month (August 2012). Phase 3 will begin during the 2012-2013 school year. These renovations are required to continue providing a suitable learning environment until long-term facility solutions from the 2012 Bond Proposal can be implemented.
		C-661	Barnett Stadium	Architect: Natex Architects CSP Contractor: TBD CMPA: Atser / Ruben Martinez	\$ 6,043,720	Renovations include: safety/security and MEP improvements, asphalt paving, site drainage improvements, sidewalks, fencing, PA systems, and ADA code compliance.	4 Qtr 2012	B	95	The architect/engineer and the construction manager/program administrator (CMPA) have conducted a detailed value engineering exercise and identified recommended code compliance measures, weatherization repairs, and other required scope items. Adjustments to the construction documents will be made to incorporate this work and coordinate it with the improvements planned in the 2012 Bond Proposal. [Extended value engineering and budget evaluation process has impacted project schedule]
		C-002	Bellaire High School	Architect: Gensler Architects CMAR: Satterfield & Pontikes CMPA: Rice & Gardner / Robert Barrera	\$ 16,656,754	Renovations include: safety/security systems improvements, MEP systems improvements, PA system, and ADA code compliance. The athletic track will be repaired and resurfaced.	-	W	5	Science Wing Addition and existing building renovations have been completed and the contractor is addressing punch list items. The Certificate of Compliance has been received from the City of Houston. The transportable buildings (T-Bldgs.) will be removed from the campus in early September 2012 and restoration of the track and field area will begin. The Science Wing will be integrated with the improvements planned for the 2012 Bond Proposal.
		C-042	Black Middle School	Architect: Fehr Grossman Cox Architects CSP Contractor: Miner-Dederick CMPA: AECOM / Tim Beally	\$ 6,513,277	Renovations include: safety/security systems improvements, MEP systems improvements, interior finishes, installation of two elevators, parking lot and driveway replacement, new school entrance and ADA code compliance.	-	W	5	Renovation work is substantially complete and work on punch list items is in progress. Project closeout and submittal of final documentation is underway.
		C-344	Briar Meadow Charter School	Architect: Fehr Grossman Cox Architects CSP Contractor: Miner-Dederick CMPA: Rice & Gardner / Jim Rice	\$ 1,066,798	Renovations include: Second floor renovations encompassing safety/security systems improvements, MEP systems improvements, interior finishes, classroom additions, and ADA code compliance. Project is fully funded from District VII Trustee allocation.	-	C	98	Renovations are near completion. Casework has been delivered to the site and is ready for placement in the science rooms. Installation of the flooring is scheduled to be completed in early September 2012 and occupancy/move-in to the Second Floor space is scheduled for mid-September 2012.
		C-120	Browning Elementary School	Architect: Ambrose & House Architects, L.L.P. CSP Contractor: RHJ-JOC CMPA: AECOM / Robert Lengefeld	\$ 2,599,222	Renovations include: safety/security systems improvements, MEP systems improvements, electrical improvements, suspended ceiling, exterior wall finishes, PA system, door hardware, restrooms upgrade, paving improvements, and ADA code compliance.	-	C	70	Phase I renovations are nearing completion, including the modifications to the Staff and Clinic restrooms, painting the lockers, and installation of handrails on the ramps. Work on stage lighting in the Cafeteria and other work will continue in the next phase and be performed after regular school hours.
		2012	C-124	Burnet Elementary School	Architect: AUTOARCH Architects CSP Contractor: DT Construction Co., Inc. CMPA: Johnston / Alan Johnston	\$ 1,316,593	Renovations include: safety/security systems improvements, MEP systems improvements, and ADA code compliance.	-	C	50



Construction and Facility Services Traffic Light Report

(As of August 21, 2012)

Indicators	Target Year Open/Completed		Project/School/Facility	Project Team	Budget	General Overview	Target Qtr. Construction Start	Phase	% Complete	Status/Issues/Actions
	2012	C-125	Burrus Elementary School	Architect: Llewellyn-Davis Sahni CSP Contractor: Horizon International Group CMPA: Turner Trevino / Mandy Wells	\$ 2,562,841	Renovations include: safety/security systems improvements, MEP systems improvements, window system upgrades, and ADA code compliance.	-	C	35	Construction of the elevator pit is in process and the contractor is continuing with the window replacement process. Restrooms modifications, installation of the Cafeteria flooring and replacement of the boiler piping is underway.
		C-662	Butler Stadium	Architect: Natex Architects CSP Contractor: TBD CMPA: Atser / Ruben Martinez	\$ 2,985,240	Renovations include: safety/security and MEP improvements, asphalt paving, sidewalks, fencing, PA systems, and ADA code compliance.	4 Qtr 2012	B	95	The architect/engineer and the construction manager/program administrator (CMPA) have conducted a detailed value engineering exercise and identified recommended code compliance measures, weatherization repairs, and other required scope items. Adjustments to the construction documents will be made to incorporate this work and coordinate it with the improvements planned for the 2012 Bond Proposal. [Extended value engineering and budget evaluation process has impacted project schedule]
		C-322	Carnegie Vanguard High School	Architect: RdIR Architects CMAR: Turner Construction HISD PM: Meredith Smith	\$ 21,644,356	600 Student High School Replacement on property adjacent to Gregory-Lincoln Education Center. Build-out of the existing Settegast Building and mechanical system upgrades have been added to the scope through a Trustee allocations (Larry Marshall \$1.9M and Carol Galloway \$100K).	-	C	95	The new school opened at the beginning of the 2012-2013 academic year. The contractor is working on punchlist items. Site work and development of the recreational field are scheduled for completion in Fall 2012. The parking deck is complete and the City of Houston work on the bus drop-off lane at Genesee Street is nearing completion. Pricing for the build-out of the theater and fine arts classrooms inside the Settegast building is being analysed and the work is being scheduled for starting in Fall 2012.
		C-292	Carrillo Elementary School	Architect: Sustaita Architects CSP Contractor: Drymalla Construction Co. CMPA: Johnston / Alan Johnston	\$ 2,970,547	Renovations include: safety/security systems improvements, MEP systems improvements, and ADA code compliance.	-	C	90	Renovations in the Pre-Kindergarten restrooms is complete and the new vinyl composition tile flooring in is finished in the corridors and Entry Lobby. The outstanding mechanical issues, door hardware upgrades, and boiler replacement will be addressed in the next phase. This work will be performed after regular school hours.
		C-290	Crespo Elementary School	Architect: Prozign Architects CSP Contractor: TBD CMPA: Johnston / Marcus Swayzer	\$ 3,305,779	Renovations include: safety/security systems improvements, MEP systems improvements, and ADA code compliance.	-	C	1	The contractor delayed by 3 weeks since receiving their NTP due to subcontractor delays. A meeting was held earlier this month to discuss recovery plans. The contractor is mobilized and the recovery schedule finalization is in process.
		C-003	Davis High School	Architect: PDG Architects CSP Contractor: Martin-Harris Construction CMPA: Turner Trevino / Mandy Wells	\$ 5,390,751	Renovations include: safety/security systems improvements, MEP systems improvements, and ADA code compliance. Foundation repair in the Auditorium and replacement of the main distribution lines for the mechanical system for the entire facility were added by Trustee Allocation.	-	C	98	The General contractor will finalize unit ventilator replacements in additional rooms as well as public address system and security. Central plant controls will be completed. Exterior lighting will be installed. These renovations were required to continue providing a suitable learning environment until long-term facility solutions from the 2012 Bond Proposal are implemented.
		C-663	Delmar Stadium	Architect: Natex CSP Contractor: TBD CMPA: Atser / Ruben Martinez	\$ 5,939,587	Renovations include: safety/security and MEP improvements, asphalt paving, sidewalks, fencing, PA systems, and ADA code compliance.	4 Qtr 2012	B	95	The architect/engineer and the construction manager/program administrator (CMPA) have conducted a detailed value engineering exercise and identified recommended code compliance measures, weatherization repairs, and other required scope items. Adjustments to the construction documents will be made to incorporate this work and coordinate it with the improvements planned for the 2012 Bond Proposal. [Extended value engineering and budget evaluation process has impacted project schedule]
		C-138	DeZavala Elementary School	Architect: Parra Design Group CSP Contractor: TBD CMPA: Johnston / Terry Collins	\$ 1,295,318	Renovations include: safety/security systems improvements, MEP systems improvements, and ADA code compliance.	-	C	95	DeZavala is part of a 2-school package with Edison Elementary School. The HVAC controls for building D are completed, Electrical and plumbing subcontractors have been coordinating the remainder of the project schedule. The concrete for the exterior handicapped accessibility ramp for building A is poured, the interior ramp has been demolish and a temporary ramp is being constructed. The concrete for pit and foundation for the chair lift has been placed.
		C-144	Durkee Elementary School	Architect: PGAL Architects Contractor: Prime Construction CMPA: Turner Trevino / Stephanie Elliot	\$ 7,286,682	Renovations include: safety/security systems improvements, MEP systems improvements, roof replacement, window replacements, classroom casework replacement, restroom upgrades, and ADA code compliance revisions.	-	C	99	Work in Phases 1, 2, and 3 in the West and North wings, Central Plant, Cafeteria, and Offices is complete. The work in Phase 4 is nearing completion. The roofing work at the South wing, Kitchen, and Cafeteria is in process and will be substantially completed by the end of August (completion August 2012).
		C-301	Eastwood Academy High School	Architect: Prozign Architects CMAR: Gamma Construction CMPA: Johnston / Aaron Noto	\$ 8,578,600	Renovations include: safety/security systems improvements, MEP systems improvements, and ADA code compliance. This project will include an addition to the school.	-	C	10	Parking lot in front of the school has been poured. Preparation of the building pad for new Classroom Addition is in progress. Electrical issues are being coordinated with CenterPoint. The renovation work will began after the new Addition is complete and can be utilized for swing space. The planned improvements from the 2012 Bond Proposal will be designed around and integrate the Classroom Addition.
		C-046	Edison Middle School	Architect: Parra Design Group CSP Contractor: TBD CMPA: Johnston / Aaron Noto	\$ 1,375,126	Renovations include: safety/security systems improvements, MEP systems improvements, and ADA code compliance.	-	C	90	Edison is part of a 2-school package with DeZavala Elementary School. Renovations to the Boys, Girls, and Faculty restrooms have been completed along with the handicapped accessibility upgrades and mechanical system improvements. The mechanical equipment digital controls are being programmed and the facility is being prepared for beginning of classes.
		C-078	Fleming Middle School	Architect: ArcTec Associates, Inc. CSP Contractor: Prime Contractors, Inc. CMPA: AECOM / Roy Tunnell	\$ 8,429,267	Renovations included: safety/security systems improvements, MEP systems improvements, lighting, window replacements, interior finishes, fencing, gymnasium bleachers, gym floor, and ADA code compliance.	-	C	75	Phases I, II, and III are complete. The contractor is continuing to address punch list items. Stage floor is complete and the replacement lighting is being installed. Phase IV- Area B ground floor is under construction - installing fan coil units, installing courtyard side aluminum window wall framing and electrical rough-in ongoing.
		C-004	Furr High School	Architect: Prozign Architects CSP Contractor: Summit Builders CMPA: Johnston / Marcus Swayzer	\$ 11,801,162	Renovations include: safety/security systems improvements, MEP systems improvements, and ADA code compliance.	-	C	98	Renovations in the Fine Arts wing has been completed and work (painting, door replacements, tile work, etc.) in the Magnet Building is nearing completion. The Kitchen renovations are scheduled to be finished prior to the start of classes. Other improvements like painting exterior canopies and temporary fencing removal will be performed by job order contractors (JOC) before the end of August 2012. These renovations were required to continue providing a suitable learning environment until long-term facility solutions from the 2012 Bond Proposal are implemented. [Contractor's reduced manpower resources and subcontractor staffing may impact the timely closeout of the project]



Construction and Facility Services Traffic Light Report

(As of August 21, 2012)

Indicators	Target Year Open/Completed	Project/School/Facility	Project Team	Budget	General Overview	Target Qtr. Construction Start	Phase	% Complete	Status/Issues/Actions
	2012	C-291 Gallegos Elementary School	Architect: RDC Architects CSP Contractor: TBD CMPA: Johnston / Alan Johnston	\$ 2,979,522	Renovations include: safety/security systems improvements, MEP systems improvements, and ADA code compliance.	-	C	50	Pre-K and Kindergarten classrooms have been completed and the contractor is working on with minor detail work and punchlist items. The new driveway has been finished and striped, and the ramps, steps, and other improvements in the courtyard are 95% complete, with the exception of the installation handrails on handicapped accessible ramps. Phase II will start later this quarter and involve renovation of the 4th and 5th Grade areas. Those classrooms will receive new vinyl composition tile flooring, painting, and a new roof for that wing.
		C-157 Garden Oaks Elementary School	Architect: N/A Contractor: Annual Vendor CMPA: Turner Trevino/Glenn Anderson	\$ 220,650	Trustee Allocation to replace mechanical system chiller and associated piping.	-	W	25	This project is complete and in the 1-year warranty period. Final documentation and closeout procedures are in progress. Renovations on this campus were required to continue providing a suitable learning environment until long-term facilities solutions from the 2012 Bond Proposal can be implemented.
		C-262 Grissom Elementary School	Architect: MLB and Associates, LLC CSP Contractor: TBD CMPA: Atser Jeffrey Tennyson	\$ 3,892,925	Renovations include: safety/security and MEP improvements, exterior doors, ceiling, restrooms upgrade, door hardware, PA system, signage, paving repairs, canopy, and ADA code compliance.	4 Qtr 2012	D	98	Variance from the Harris County Flood Control District has been received and the project has been resubmitted for final City of Houston permit review. The project team anticipates advertising the project for competitive sealed proposals (CSP) in early part of the 4th Quarter 2012 with construction starting in the first part of the 1st Quarter of 2013 construction document bid. [Extended regulatory review has significantly impacted the project schedule]
		C-049 Hamilton Middle School	Architect: Ambrose and House Architects, L.L.P. CSP Contractor: RHJ-JOC CMPA: AECOM / Robert Lengefeld	\$ 2,142,370	Renovations include: safety/security systems improvements, MEP systems improvements, exterior doors, door hardware, restrooms upgrade, replacement of new elevator, and ADA code compliance.	-	C	40	Renovation work completed during the summer included unit ventilator (UV) replacement in certain classrooms, installation of new heating, ventilation, and air conditioning (HVAC) systems and components in the two-story classroom wing, and upgrading the science lab furnishings. The next phase of work will address electrical power upgrades to HVAC units.
		C-166 Harris, J.R. Elementary School	Architect: Sustaita Architects CSP Contractor: TBD CMPA: Johnston / Alan Johnston	\$ 5,286,306	Renovations include: safety/security systems improvements, MEP systems improvements, and ADA code compliance. Funds were received from the District III Trustee Allocation to expand the renovation scope to include Cafeteria/Multi-Purpose Room improvements and other capital related improvements.	-	C	70	Construction of the new bus dropoff and revised parking area layout is complete. Interior selective demolition work is complete, and the contractor is continuing with the mechanical system upgrades. The transportable buildings (T-bldgs.) are in place for classroom relocation. An electrical power shutdown for installation of the new electrical panels has been scheduled with the campus.
		C-167 Harris, R.P. Elementary School	Architect: Ambrose and House Architects, L.L.P. CSP Contractor: TBD CMPA: Johnston / Alan Johnston	\$ 5,604,993	Renovations include: safety/security systems improvements, MEP systems improvements, and ADA code compliance.	-	C	2	This project is a part of a 2-school package with Holland MS. The award of the construction contract was approved by the Board and the agreement is in the final stage of execution. The Notice-to-Proceed (NTP) with construction should be issued shortly. The project team is revising the phasing of the project to take better advantage of the winter break and summer 2013 break for the major heating ventilation and air conditioning work that has to be performed. [Extended regulatory review period has significantly impacted the project schedule]
		C-169 Harvard Elementary School	Architect: Ambrose and House Architects, L.L.P. CSP Contractor: TBD CMPA: AECOM / Robert Lengefeld	\$ 1,989,761	Renovations include: safety/security systems improvements, MEP systems improvements, lighting, exterior, interior doors and hardware, window replacements, restrooms upgrade, fencing, and ADA code compliance.	-	C	40	Renovation work performed during the summer included new Cafeteria flooring and the renovation of the Nurse's Clinic. The first phase work is substantially complete and the contractor is addressing punch list items. The next phase of work will include completion of ductwork for classroom ventilation and installation of an air conditioning unit for the office. The contractor started demolition of the ceilings in the South wing earlier (early 3rd Quarter 2012) to prepare for the duct replacement work in Phase II. Installation of new ductwork will start in 4th Quarter 2012.
		C-170 Helms Elementary School	Architect: Fehr Grossman Cox Architects CSP Contractor: TBD CMPA: AECOM / Tim Beally	\$ 3,115,648	Renovations include: safety/security systems improvements, MEP systems improvements, interior finishes, installation of an elevator, restroom upgrades, parking lot and driveway replacement, fencing, and ADA code compliance.	-	C	40	The construction contract award has been approved by the Board and Notice-to-Proceed (NTP) has been issued. Construction has started including: removal and replacement of unit ventilators, replacement of lighting, remodeling restrooms for ADA compliance. Installation of the ornamental iron fence along the southern side of the school is complete.
		C-171 Henderson, J.P. Elementary School	Architect: Sustaita Architects CSP Contractor: Drymalla Construction Co. CMPA: Johnston / Alan Johnston	\$ 1,601,302	Renovations include: safety/security systems improvements, MEP systems improvements, and ADA code compliance.	-	C	70	Demolition and abatement work was completed in early Summer 2012. Addition of emergency lights, installation of hot water lines to restrooms, refurbishing the classroom unit ventilators, repair/refinishing of the wooden classroom floors, and the renovation of the restroom finishes have been completed. The Contractor is working on the new porch paving at Building Entry and the parking lot will be sealcoated and restriped. During the next phase, the roof will be replaced and some other minor work will be performed.
		C-286 Herrera Elementary School	Architect: Llewellyn-Davis Sahni Contractor: Horizon International Group CMPA: Turner/Trevino	\$ 2,724,256	This facility will be renovated with a parking lot expansion. Improvements also include interior hardware replacement, select flooring replacement, select restroom upgrades and ADA code compliance.	-	C	25	Restroom demolition, fixtures and tile reinstallation are in process. Electrical and plumbing rough-in is in process. Replacement of the parking lot is underway, along with installation of the new vinyl composition tile and new stage flooring. Installation of new blinds and new marker boards in the classrooms is in progress.
		C-025 High School for Performing and Visual Arts	Architect: Sustaita Associates CSP Contractor: DT Construction CMPA: AECOM / Robert Lengefeld	\$ 4,559,325	Renovations include: safety/security improvements, MEP systems improvements/replacement, lighting, interior finishes, ceiling replacement, theater upgrades, and ADA code compliance.	-	C	90	Ongoing interior renovation work includes painting, installation of HVAC controls, fire alarm system upgrades, light fixture installation, and select restroom upgrades. These renovations were required to provide a suitable learning environment until long-term facility solutions from the 2012 Bond Proposal are implemented. The public address (PA) system, theatre sound system upgrades, and installation of the theatre seating are complete.
		C-175 Hobby Elementary School	Architect: Smith & Company Architects CSP Contractor: DT Construction CMPA: Atser / Jeffrey Tennyson	\$ 3,694,163	Renovations include: safety/security systems improvements, MEP systems improvements, and ADA code compliance.	-	C	97	Phases 1, 2, 3, 4 and 5 renovations are substantially complete and punch list corrections are in process. Renovation of final five classrooms and Pre-K rooms are in process. Project is yellow due to schedule slippage caused by unforeseen mold remediation work.
		C-050 Holland Middle School	Architect: Ambrose & House Architects, L.L.P. CSP Contractor: TBD CMPA: Johnston / Alan Johnston	\$ 3,219,773	Renovations include: safety/security systems improvements, MEP systems improvements, and ADA code compliance.	-	C	2	This project is a part of a 2-school package with R.P. Harris ES. The award of the construction contract was approved by the Board and the agreement is in the final stage of execution. The Notice-to-Proceed (NTP) with construction should be issued shortly. The project team is revising the phasing of the project to take better advantage of the winter break and summer 2013 break for the major heating ventilation and air conditioning work that has to be performed. [Extended regulatory review period has significantly impacted the project schedule]



Construction and Facility Services Traffic Light Report

(As of August 21, 2012)

Indicators	Target Year Open/Completed	Project/School/Facility	Project Team	Budget	General Overview	Target Qtr. Construction Start	Phase	% Complete	Status/Issues/Actions
	2012	C-038	H.P. Carter Educational Center (DeVry University Advantage Academy) Architect: RdIR Architects Contractor: Annual Vendors and JOCs HISD Project Manager: Sylvia Pena	\$ 3,059,935	Project includes classrooms and laboratory addition as well as site improvements. Trustee Allocation approved for mechanical system improvements and replacement of chillers.	-	C	85	This project has multiple phases. This project has multiple phases. Phase 1 and Phase 2 are substantially complete. Other renovation work is on hold pending further discussion on the future use of the facility.
		C-180	Isaacs Elementary School Architect: English + Assoc. Architects, Inc. CSP Contractor: Comex Corporation CMPA: AECOM / Roy Tunnell	\$ 3,598,338	Renovations include: safety/security systems improvements, MEP systems improvements, lighting, window replacements, door hardware, additional parking, fencing, roof replacement, ceiling replacement, classroom millwork, restrooms upgrade, and ADA code compliance.	-	C	60	Renovation activity is underway in classrooms, restrooms and cafeteria dining area. Lighting fixture installation is complete in classrooms and dining area. Painting is ongoing. Vinyl composition tile installation in cafeteria is complete. HVAC work is complete in cafeteria kitchen. Site drainage pipe installation is complete on the south side of the site.
		C-054	Jackson Middle School Architect: AUTOARCH Architects CSP Contractor: Summit Builders CMPA: Johnston / Terry Collins	\$ 13,810,597	Renovations include: safety/security systems improvements, MEP systems improvements, and ADA code compliance.	-	C	98	Renovations to the Second Floor of Building A are completed and the teachers are moving in to the spaces. Building B is undergoing final cleaning. The light poles will be installed near the end of the month (August 2012).
		C-182	Jefferson Elementary School Architect: Corgan+PBA Contractor: RHJ-JOC CMPA: Turner Trevino / Stephanie Elliot	\$ 1,301,959	Renovations include: safety/security systems improvements, MEP systems improvements, restrooms upgrade, roof repairs, and ADA code compliance.	-	C	20	The contractor has installed new chillers and will begin the final connections this month. The CMPA is working with the City of Houston on the street improvement project which will occur during the summer.
		C-055	Johnston Middle School Architect: RWS Architects CSP Contractor: Fort Bend Mechanical CMPA: Rice and Gardner / Robert Barrera	\$ 7,029,658	Renovations include: safety/security systems improvements, MEP systems improvements, exterior and interior finishes, science laboratory upgrades, and ADA code compliance.	-	C	85	Electrical upgrades, window replacement, carpeting, and painting work has been completed. The contractor is working on punch list items and preparing closeout documentation for submittal to HISD. Modification of the chilled water/hot water piping system is being designed and will be executed by a job order contractor (JOC).
		C-033	Jordan High School for Careers Architect: ESPA Contractor: TBD CMPA: Turner Trevino / Harvey Jones	\$ 2,663,108	Renovations include: safety/security systems improvements, MEP systems improvements, doors and hardware, restroom upgrades, and ADA code compliance.	-	C	75	Electrical upgrades will occur throughout the summer in different parts of the school. Transformer replacement is in process and will be completed Fall 2012. These renovations are required to continue providing a suitable learning environment until the improvements planned in the 2012 Bond Proposal are implemented.
		C-185	Kashmere Gardens Elementary School Architect: Hill & Swart Architects, Inc. CSP Contractor: TBD CMPA: Turner Trevino / Harvey Jones	\$ 2,618,000	Renovations include: safety/security systems improvements, new roofing system, MEP systems improvements, doors and hardware, restroom upgrades, and ADA code compliance. Additional facility upgrades were incorporated through a Trustee allocation.	-	C	75	Chilled water line re-install, restroom renovations, kitchen serving line remodel, and pre-k restroom upgrades.
		C-007	Kashmere High School Architect: Smith and Company Architects Contractor: Comex Corporation CMPA: Turner Trevino / Harvey Jones	\$ 4,434,789	Renovations include: safety/security systems improvements, MEP systems improvements, roof repairs, science laboratory upgrades, and ADA code compliance.	-	C	75	Restroom renovation, roof work, interior electrical lighting, and science room flooring will be completed August 2012. Transformers and electrical panels are being replaced. Renovations planned in the 2012 Bond Proposal are required to address additional important needs at this campus.
		C-103	Kennedy Elementary School Architect: Matrix Spencer Inc. CMAR: Comex Corp. HISD PM: Bruce Green	\$ 17,214,999	750 Student Elementary School Replacement (Consolidation with Kennedy Elementary School)	-	W	50	Project is complete. Final documentation is in progress.
		C-079	Key Middle School Architect: SHW Group Contractor: TBD CMPA: Turner Trevino / Mandy Wells	\$ 4,304,767	Renovations include: safety/security systems improvements, MEP systems improvements, and ADA code compliance.	3 Qtr 2013	D	65	Project is undergoing value engineering and review process to align scope of work with approved budget. The new design team is continuing their preliminary site investigations on the campus and the meetings with school administration are ongoing. The loss of originally assigned architect and selection of new design team has impacted project schedule. [Additional funding may be needed to address items noted in re-evaluated scope.]
		C-195	Lockhart/Turner Elementary School Architect: Harrison Kornberg CMAR: Turner Construction HISD PM: Travis Stanford	\$ 18,240,000	750 Student Elementary School Replacement (Consolidation with Turner Elementary School on the Turner Campus)	-	C	98	The new school opened at the beginning of the 2012-2013 academic year. The installation of the Lobby Floor is complete. The final punch list items are being addressed by the construction manager-at-risk (CMAR).
		C-010	Madison High School Architect: Molina Walker Architects CSP Contractor: DT Construction CMPA: Atser / Jeffrey Tennyson	\$ 7,106,922	Renovations include: safety/security systems improvements, MEP systems improvements, science infrastructure improvements, and ADA code compliance. Project scope expanded through a budget re-allocation to include new boilers, plumbing upgrades, and other capital related improvements.	-	C	93	Renovation of the Science Building is substantially complete. Installation of new heating boilers for Building A and domestic water boiler for Building C is ongoing. The renovations in this Bond Program were required to continue providing a suitable learning environment until long-term facility solutions from the 2012 Bond Proposal can be implemented.
		C-298	R. Martinez Elementary School Architect: English + Associates Architects CSP Contractor: TBD CMPA: Johnston / Alan Johnston	\$ 3,709,128	Renovations include: safety/security systems improvements, MEP systems improvements, and ADA code compliance.	-	C	80	Suspended acoustical ceiling replacement and vinyl composition tile (VCT) flooring installation continues on the Second Floor. The new VCT flooring about 75% complete. The elevator shaft and steel guide rails have been boxed in with gypsum board and the enclosure is near completion. New flooring is also being installed in the Multipurpose Room.
		C-264	Mitchell Elementary School Architect: Brave Architects CSP Contractor: Prime Contractors CMPA: Atser / Victor Fleming	\$ 3,629,403	Renovations include: safety/security systems improvements, MEP systems improvements, bathrooms upgrade, site improvements, library expansion, and ADA code compliance.	-	C	20	Renovations in Southeast Wing (Pre-K and Kindergarten classrooms) are ongoing. The Library addition has been closed in and work on the interior partitions and finishes is progressing rapidly. The work on this expansion will continue into Fall 2012, but precautions have been taken to minimize disruption to the remainder of the campus.
		C-207	Montgomery Elementary School Architect: Studio Red Architects CSP Contractor: Drymalla Construction Co. CMPA: Atser / Jeffrey Tennyson	\$ 4,214,364	Renovations include: safety/security and MEP improvements, lighting, door and hardware replacements, flooring, restrooms upgrades, PA system, and ADA code compliance. Project scope expanded through a budget re-allocation to include installation of a bus drop-off and other capital related improvements.	-	C	60	Renovations to the First Floor and to the restrooms on both floors are nearing completion. The electrical service upgrades have been installed and connected. Contractor has also installed the small patio and replaced portions of the entry walk as part of this first phase of work. Temporary construction partitions for the next phase of work have been installed and the contractor has started installing some of the building system distribution lines on the Second Floor.



Construction and Facility Services Traffic Light Report

(As of August 21, 2012)

Indicators	Target Year Open/Completed	Project/School/Facility	Project Team	Budget	General Overview	Target Qtr. Construction Start	Phase	% Complete	Status/Issues/Actions	
	2012	C-212	Oates Elementary School	Architect: Sustaita Architects CSP Contractor: Drymalla Construction Co. CMPA: Johnston / Alan Johnston	\$ 2,106,499	Renovations include: safety/security systems improvements, MEP systems improvements, and ADA code compliance.	-	C	20	Construction began in early July 2012 with selective demolition. Restroom renovations are complete. Changes in handicapped accessibility regulations required adding special equipment to the ambulatory toilet stalls. Classroom renovations are complete. Mechanical work with rooftop air handling units will be ongoing and performed after regular school hours.
		C-265	Petersen Elementary School	Architect: Studio Red Architects CSP Contractor: Drymalla Construction Co. CMPA: Atser / Jeffrey Tennyson	\$ 3,145,033	Renovations include: safety/security and MEP improvements, lighting, signage, door and hardware replacements, PA system, fencing, and ADA code compliance.	-	C	2	Project was bid along with Montgomery ES on 12/1/11. Bid evaluations complete and contract recommendation approved by HISD Board on 3/8/12. GC contract execution completed. The Notice-to-Proceed (NTP) for construction will be issued to the general contractor in 2nd Quarter 2012.
		C-220	Pleasantville Elementary School	Architect: RDC Architects CSP Contractor: TBD CMPA: Johnston / Alan Johnston	\$ 4,609,220	Renovations include: safety/security systems improvements, MEP systems improvements, and ADA code compliance.	-	C	5	Pleasantville is part of a 2-school package with Gallegos Elementary School. The hazardous material abatement work is complete. Buildings A and B are under construction with new air handlers and new windows being installed. Unanticipated hazardous materials were found in the Administration offices. This area was abated before the start of school and the renovations to these spaces are nearing completion. [Unforeseen hazardous materials delayed renovations in the Administration area and impacted the project schedule]
		C-382	Reagan K-8 Educational Center	Architect: PBK Architects CMAR: Anslow Bryant Construction HISD PM: Meredith Smith	\$ 29,638,439	New 900 Student Pre-K to Grade 8 School.	-	W	1	The new school opened for the 2012-2013 school year. Work on punch list items is nearing completion. Site work is being finalized.
		C-310	Sam Houston Math, Science, & Technology Center	Architect: Corgan+PBA Contractor: Morganti Construction CMPA: Turner Trevino / Stephanie Elliot	\$ 11,662,463	Project includes safety/security systems improvements, MEP systems improvements, addition of an elevator, and ADA code compliance.	-	C	80	The renovation work is substantially complete. The relocation of the softball field has been completed. Exterior sheathing and brickwork on the Science Addition is completed. Drywall, flooring, and millwork installation is on going. Addition scheduled to be completed Fall 2012. The Science Addition will be integrated into the planned improvements for the 2012 Bond Proposal.
		C-309	Ninth Grade Academy (Sam Houston M.S.T. Center)	Architect: Corgan+PBA Contractor: Morganti Construction CMPA: Turner Trevino / Stephanie Elliot	\$ 178,499	Trustee allocation has been approved for this project for addressing the temporary buildings on campus. Project includes safety/security systems improvements.	-	C	40	The closed circuit television (CCTV) system upgrades have been completed. Fencing work, new sidewalks, and miscellaneous asphalt replacement will be completed as part of the safety and security improvements. The foundation, Ground Floor slab, and under slab utilities for the new addition has been placed, and erection of the structural steel has started.
		C-237	Scarborough Elementary School	Architect: PGAL Contractor: Prime Construction CMPA: Turner Trevino / Stephanie Elliot	\$ 5,965,490	Renovations include: safety/security systems improvements, MEP systems improvements, window replacements, classroom casework replacement, addition of an elevator, and ADA code compliance.	-	C	98	Phases 1, 2, and 3 renovation work is completed. Renovation is in progress in the Phase 4 Second Floor classrooms. The installation of the new elevator has been completed. Pricing is being developed for additional scope items.
		C-024	Scarborough High School	Architect: CDG Architecture & Interior Design, Inc. CSP Contractor: Drymalla Construction CMPA: AECOM / Ken English	\$ 12,276,137	Renovations include: safety/security improvements, MEP systems improvement/replacement, parking repairs, interior finishes, site work, new school entrance, parking lot/driveway replacement, and ADA code compliance. The athletic track will be replaced.	-	C	99	The renovation contract scope is substantially complete. Punch list work is underway. The science lab refurbishing is in process and includes additional sink replacement, new counter tops, and painting of existing cabinets. New stage drapery installation is complete.
		C-081	Sharpstown International (Middle) School	Architect: PDG Architects CSP Contractor: DT Construction CMPA: Rice and Gardner / Robert Barrera	\$ 5,432,590	Renovations include: safety/security systems improvements, MEP systems improvements, science laboratory upgrades, window replacements, PA system, and ADA code compliance.	-	C	50	Modifications to the parking lots and service yard, as well as construction of the new fire lane, the science laboratories renovations, and the remodeling of the restrooms are substantially complete. Phase II work will begin in September 2012. The improvements planned in the 2012 Bond Proposal will address additional important needs at this campus.
		C-242	Kate Smith Elementary School	Architect: Brave Architects CMAR: Comex Corp. HISD PM: Lloyd Hart	\$ 13,059,186	Elementary School Expansion for 860 student capacity.	-	C	5	Construction manager-at-risk (CMAR) has mobilized on the project site and has started the earthwork and underground utility installation. Installation of temporary teacher and staff parking, walks, and canopies has been completed. [Extended Design Phase has resulted in delayed construction start. Project team is evaluating schedule acceleration options]
		C-244	Southmayd Elementary School	Architect: Perspectiva Architects CMAR: Morganti Texas, Inc. CMPA: Johnston / Dallas Morris	\$ 12,100,004	Renovations include: safety/security systems improvements, MEP systems improvements, and ADA code compliance. This project will include an addition to the school.	-	C	5	The Notice-to-Proceed (NTP) with construction has been issued and the construction manager-at-risk (CMAR) is mobilizing onto the site. A pre-construction meeting was held last month with the CMAR, school administration, and the remainder of the project team to discuss construction phasing, classroom relocations, and transportable buildings installations.
		C-014	Sterling High School	Architect: Huerta & Associates CSP Contractor: TBD CMPA: Atser / Victor Fleming	\$ 4,921,671	Renovations include: safety/security and MEP improvements, window replacements, science lab upgrades and ADA code compliance. The athletic track will be repaired and resurfaced. Project scope expanded through a budget re-allocation to include Cafeteria and Kitchen renovations and other capital related improvements.	4 Qtr 2012	B	93	Evaluation of Competitive Sealed Proposals completed and recommendation for award to Best Value Contractor (Horizon) completed by HISD Procurement. Contract negotiations in process. Kitchen renovation on schedule. These renovations are required to continue providing a suitable learning environment until long-term facility solutions from the 2012 Bond Proposal can be implemented.
		C-163	Sugar Grove Academy	Architect: Courtney Harper + Partners Bid Contractor/Renov.: Solidarity Contracting CSP Contractor/Gym: Horizon Construction HISD PM: Meredith Smith	\$ 4,850,000	Modification of former elementary school for middle school students; science room renovations; new gymnasium	-	C	50	Construction of the Gymnasium began in mid-October 2011 and is scheduled for completion in Fall 2012. Mechanical equipment has been installed and placement of the roof insulation is almost finished. [Contractor has fallen behind schedule and recovery efforts have not been effective]
		C-248	Sutton Elementary School	Architect: Pfluger Architects CSP Contractor: Solidarity Contracting LLC CMPA: Rice and Gardner / Robert Barrera	\$ 5,540,699	Renovations include: safety/security systems improvements, MEP systems improvements, exterior finishes, and ADA code compliance.	-	C	35	Phase I renovations of the Pre-Kindergarten and Kindergarten Classroom Wing, Administration Area, Cafeteria, and Library is complete and ready for occupancy. Site work, including the parking lot replacement, will be complete for school opening in August 2012. Phase II renovations will begin in September 2012
		C-077	Thomas Middle School	Architect: Archi*Technic/3 CSP Contractor: Annual Vendors and JOC's CMPA: Atser / Victor Fleming	\$ 3,168,876	Renovations include: safety/security systems improvements, MEP systems improvements, bathrooms upgrade, science laboratory upgrade, window replacements, and ADA code compliance. Project expanded through a budget re-allocation to include mechanical system upgrades/repairs, elevator tower installation, and other capital related improvements.	-	C	55	Demolition of Building D is complete. The job order contractor (JOC) completed the design and documentation for the new elevator tower. The tower enclosure was constructed this summer and installation of the elevator, machinery, and controls is scheduled to be completed this Fall 2012. The mechanical upgrades and restroom renovations are underway.



Construction and Facility Services Traffic Light Report

(As of August 21, 2012)

Indicators	Target Year Open/Completed	Project/School/Facility	Project Team	Budget	General Overview	Target Qtr. Construction Start	Phase	% Complete	Status/Issues/Actions
		C-016	Washington High School Architect: SHW Group Contractor: TBD CMPA: Turner Trevino / Mandy Wells	\$ 3,828,089	Renovations include: safety/security systems improvements, MEP systems improvements, window replacements, classroom casework replacement, addition of an elevator, and ADA code compliance.	4 Qtr 2012	D	65	The project team has developed a revised scope of work based on critical code compliance requirements, weatherization needs, and essential programmatic requirements. Pricing and documentation of this scope is underway. Other renovation work on this campus is being postponed for coordination and integration with improvements planned in the 2012 Bond Proposal. [Loss of original architect and assignment of new design team has impacted the project schedule. New schedule will be established based on revised project scope]
		C-017	Westbury High School Architect: RWS Architects CSP Contractor: Fort Bend Mechanical CMPA: Rice and Gardner / Robert Barrera	\$ 6,488,379	Renovations include: safety/security systems improvements, MEP systems improvements, science laboratory upgrades, PA system, and ADA code compliance.	-	C	97	The window replacement work is complete and the interior door hardware has been installed. Exterior door replacement is underway. These renovations were required to continue providing a suitable learning environment until long-term facility solutions from the 2012 Bond Proposal are implemented.
		C-256	Wharton K-8 Dual Language Academy Architect: Parra Design Group Contractor: Annual Vendors and RHJ/JOC HISD PM: Lloyd Hart	\$ 1,148,000	Trustee allocations approved for general campus improvements. Project includes safety/security systems upgrades and general interior improvements.	-	C	98	Installation of new window coverings, new marquee, new lab furniture and lab equipment have been completed. A new rooftop heating unit over the kitchen will be added to the planned improvements. Unit ventilators (UV) have been installed and the restroom renovations are completed. Additional scope includes repair of building deficiencies identified during renovations and school administration requests are in progress. These renovations were required to continue providing a suitable learning environment until long-term facility solutions from the 2012 Bond Proposal are implemented.
		C-257	Whidby Elementary School Architect: Brown Reynolds Watford Architects CSP Contractor: Comex Corporation CMPA: Atser / Johnny Beavers	\$ 4,191,605	Renovations include: safety/security systems improvements, MEP systems improvements, lighting, window replacements, bathrooms upgrade, and ADA code compliance.	-	C	70	Renovation work in Building 2 (classrooms) is complete and the contractor has made all of the punch list corrections. Renovation work in 12 classrooms and the Library in the Main Building is 95% complete. That work included installation of new unit ventilators (UV), lighting upgrades, and handicapped accessibility improvements and compliance work. Renovation of parking lot and bus drop-off is in process.
		C-258	Whittier Elementary School Architect: Proznig Architects CSP Contractor: RHJ-JOC CMPA: Johnston / Marcus Swayzer	\$ 3,134,891	Renovations include: safety/security systems improvements, MEP systems improvements, and ADA code compliance.	-	C	60	Phase I renovations are substantially complete and contractor has moved into the Phase II construction zone on the Second Floor. The window replacements and completion of the upgrades to the mechanical systems will be done after regular school hours during this next phase. Exterior utility work on the side of the school and landscaping at the front entry has been completed. Installation of elevator schedule for 4th Quarter 2012.
		C-074	Woodson Middle School Architect: Merriman Holt Architects CSP Contractor: Prime Contractor CMPA: Atser / Buddy Moore	\$ 2,542,586	Renovations include: safety/security systems improvements, MEP systems improvements, restrooms upgrade, roof repairs, PA system, fencing, pavement repair, and ADA code compliance. Project scope expanded through a budget re-allocation to include renovations for Pre-K classrooms, Library, and Computer Lab, plus other capital related improvements.	-	C	20	Design to convert wood shop to computer lab and library and two classroom conversions is complete and was submitted to COH for permit. Restroom upgrades in process. Board item for increased AE (PSA) fee is in process.
		C-020	Yates High School Architect: Harrison Kornberg CSP Contractor: Pyramid Builders CMPA: Atser / Victor Fleming	\$ 5,377,681	Renovations include: safety/security systems improvements, exterior window replacements, and ADA code compliance. The athletic track will be repaired and resurfaced. Project scope expanded through a budget re-allocation to include capital improvements in support of the Communications Program, restroom upgrades, and other capital related improvements.	-	C	90	Renovation work on Phase 1 Science Labs is underway. The Greenhouse roof replacement and other roofing work is complete. Electrical and mechanical upgrades are in progress. The 12 restroom renovations and improvements includes 10 complete and 2 in progress. TV/Radio Communications School improvements are underway. This construction is scheduled to be completed in the 4th Quarter 2012. The renovations were required to continue providing a suitable learning environment until long-term facility solutions from the 2012 Bond proposal are implemented and some of these upgrades can be integrated into future improvements.
		C-029	Young Women's College Preparatory Academy (CLC) Architect: N/A Contractor: Annual Vendors/Job Order Contractors HISD PM: Sylvia Pena	\$ 1,133,778	Modifications to the former Contemporary Learning Center. Renovation include: safety/security systems improvements, electrical improvements, lighting, interior finishes, restrooms upgrade, ADA code compliance, and general cleaning of building exterior.	-	W	100	Renovations are complete and the project is in the 1-year warranty period. Renovations were required to continue providing a suitable learning environment until long-term facility solutions from the 2012 Bond proposal are implemented.
		C-067	Young Men's College Preparatory Academy (E.O. Smith Education Center) Architect: RdIR Architects Contractor: Annual Vendors/Job Order Contractors HISD PM: Sylvia Pena	\$ 3,890,992	Facility improvements include: building entrance improvements, lighting system upgrades, science laboratory renovations, exterior and interior finishes, site work, technology systems, ADA code compliance, and other general improvements. Additional funds from Trustee allocation for conversion of library space.	-	C	85	Phase 1 - Lighting and restroom renovations are complete. Phase 2 - Renovation of the Science Laboratories is completed, and work on the Library Conversion is ongoing. Due to unforeseen existing conditions, estimated substantial completion for Library renovations has been rescheduled for mid-Fall 2012. These renovations were required to continue providing a suitable learning environment until long-term facility solutions from the 2012 Bond proposal are implemented.
		2013	C-122	Burbank Elementary School Architect: Natex Corporation CSP Contractor: TBD CMPA: Turner Trevino / Harvey Jones	\$ 3,669,729	Renovations include: safety/security systems improvements, MEP systems improvements, and ADA code compliance.	4 Qtr 2013	D	2
	2013	C-044	Cullen Middle School Architect: RDC Architects CMAR: TBD CMPA: ATSER / Victor Fleming	\$ 12,467,174	Renovations include: safety/security and MEP improvements, parking repairs, science laboratory upgrades, exterior window replacement, and ADA code compliance.	4 Qtr 2012	D	90	Final construction documents have been completed. The architectural/engineering (A/E) team submitted the drawings to the City of Houston for permit review in the 1st Quarter 2012 and received the first round of comments. The architectural/engineering team addressed those comments and resubmitted the drawings for further review. Once the permit is approved, the project will be advertised for competitive sealed proposals (CSP).
	C-297	Davila Elementary School Architect: Molina Walker Architects CSP Contractor: TBD CMPA: Johnston / Dallas Morris	\$ 3,916,395	Renovations include: safety/security systems improvements, MEP systems improvements, and ADA code compliance.	-	C	25	The contractor was able to start this project early to make good progress toward getting the work completed this summer. This school came in well under budget. We have a board agenda item submitted to increase the PSA design funds to include a partial roof survey and replacement; design changes for a new chiller; minor electrical upgrades to accompany the data cabling work; and the removal of one parking island in the front drop-off driveway to allow for better traffic circulation.	
	C-045	Deady Middle School Architect: Perspectiva Architects CSP Contractor: TBD CMPA: Johnston / Dallas Morris	\$ 3,400,839	Renovations include: safety/security systems improvements, MEP systems improvements, and ADA code compliance.	4 Qtr 2012	D	95	The replacement A/E contracts were executed earlier this month and the plans and bid documents are being finalized by the new A/E. The project should be ready to bid later this Summer or early Fall.	



Construction and Facility Services Traffic Light Report

(As of August 21, 2012)

Indicators	Target Year Open/Completed	Project/School/Facility	Project Team	Budget	General Overview	Target Qtr. Construction Start	Phase	% Complete	Status/Issues/Actions	
		C-283	Garcia Elementary School	Architect: Natex Corporation CSP Contractor: TBD CMPA: Turner Trevino / Glenn Anderson	\$ 1,465,008	Project includes safety/security systems improvements.	4 Qtr 2013	D	2	Group 4 project - The architect/engineer (A/E) contract was generated earlier this month and is in the process of being executed. The architect has been reviewing scopes and reports for the project. Design work is beginning this quarter and construction will start in 2013.
		C-158	Garden Villas Elementary School	Architect: Merriman Holt Architects CSP Contractor: Prime Contractors CMPA: Atser / Buddy Moore	\$ 7,515,072	Renovations include: safety/security and MEP improvements, lighting, exterior finishes, signage, flooring, door and window replacements, PA system, stage equipment and ADA compliance. Funds were received from the District III Trustee Allocation to expand the renovation scope to include renovations to the Cafeteria, site improvements, and other capital related improvements.	-	C	25	Design for approved Trustee allocation for improvements in Building 2 completed and awaiting HISD approval. Renovation work is in process in Buildings 1 (Second Floor) and 5.
		C-008	Lamar High School	Architect: VLK Architects, Inc. CSP Contractor: TBD CMPA: AECOM / Ken English	\$ 8,053,095	Renovations include: safety/security systems improvements, MEP systems improvements, interior finishes, door replacements, window repairs, PA system, exterior cleaning, fencing, and ADA code compliance.	-	C	20	Phase 1 (Complete September, 2012) includes replacing two pipe chilled water system with 4 pipe system in North Building, replacement of main corridor ceilings in the North building, upgrade of science lab infrastructure, exterior stone restoration, , completion of truckwell and storage at Auditorium, Phase 2 (complete January, 2013) includes, interior door replacement, installation of new unit ventilators and power upgrades in the North Building. Much of this work will be integrated with the improvements planned in the 2012 Bond Proposal and architecturally significant portions of the school facility will be retained.
		C-128	Lyons Elementary School	Architect: Natex Corporation Contractor: TBD CMPA: Turner Trevino / Glen Anderson	\$ 1,750,406	Project includes safety/security systems improvements.	4 Qtr 2013	D	2	Group 4 project - The architect/engineer (A/E) contract was generated earlier this month and is in the process of being executed. The architect has been reviewing scopes and reports for the project. Design work is beginning this quarter and construction will start in 2013.
		C-062	McReynolds Middle School	Architect: AUTOARCH Architects CMAR: Satterfield & Pontikes CMPA: Johnston / Marcus Swayzer	\$ 10,899,246	Renovations include: safety/security systems improvements, MEP systems improvements, and ADA code compliance. This project will include an addition to the school.	-	C	25	Abatement work for Phase I renovations is complete and selective demolition is underway. The contractor has started site work and preparation of the building pad for the addition is in Installation of the elevator to the new addition is underway, and the contractor is working on the new flooring, replacement of the plumbing fixtures, and placement of the millwork. Renovations to the existing building are also progressing.
		C-394	Neff / White Relief Elementary School	Architect: Professional Design Group CMAR: Satterfield and Pontikes HISD PM: Randy Adams	\$ 15,664,000	New 750 Student Elementary School (Grades 2-5).	-	W	1	Construction is substantially complete and the project is in the 1-year warranty period. The contractor is addressing punch list items and preparing closeout documentation for submittal of the Houston Independent School District.
		C-222	Port Houston Elementary School	Architect: STOA Architects CMAR: TBD CMPA: Johnston / Terry Collins	\$ 996,819	Renovations include: safety and security system improvements, MEP systems improvements, and ADA code compliance.	4 Qtr 2012	D	99	The construction documents have been approved for permit by the City of Houston. Any final comments and/or requirements from the City will be incorporated into the drawings and the construction documents will be issued for competitive sealed proposals (CSP) in the 4th Quarter 2012.
		C-060	Revere Middle School	Architect: Sustaita Associates CSP Contractor: TBD CMPA: Rice and Gardner	\$ 1,516,957	Renovations include: safety/security systems improvements, MEP systems improvements, science laboratory upgrade, and ADA code compliance. Also, Board members special project for site improvements.	4 Qtr 2013	D	5	Group 4 project. The architect/engineer (A/E) contract has been executed and the Schematic Design Phase has begun. An introductory Scope-to-Budget (STB) meeting has been held and project scope refinement by the project team is underway.
		C-232	Ross Elementary School	Architect: Harrison/Kornberg Contractor: TBD HISD PM (Phase I): Sylvia Pena CMPA (Phase II): Turner Trevino / H. Jones	\$ 3,835,444	Renovations include: safety/security systems improvements, MEP systems improvements, roof repairs, restrooms upgrade, science laboratory upgrades, elevator installation, and ADA code compliance. Trustee allocation approved for campus beautification/exterior renovation.	4 Qtr 2013	D	2	Construction for Phase I (Trustee Allocation project is being performed by annual vendors) - Site Beautification work and Building Entry work has been completed. The renovations to the Principal's Office are approximately 85% complete and drawings for the locker removal, exterior courtyard work and other site improvements are underway. Phase II is a Group 4 project -Design will commence in the 4th Quarter 2012 and construction will start in 2013. Selection of the Architect/Engineer teams has been completed and authority to award design contracts was granted by the Board in February 2012.
		C-234	Rusk Elementary School	Architect: STOA Architects CMAR: Satterfield & Pontikes Construction CMPA: Johnston / Terry Collins	\$ 9,289,041	Renovations include: safety/security systems improvements, MEP systems improvements, and ADA code compliance. This project will include an addition to the school.	4 Qtr 2012	B	99	As a result of an intensive value engineering review performed by the project team, a recommendation for approval of the guaranteed maximum price (GMP) will be presented to the Board at its September 2012 meeting. Once approved, construction should start in the early part of the 4th Quarter 2012.
		C-066	Ryan Middle School	Architect: Harrison Kornberg Architects CSP Contractor: TBD CMPA: Atser / Victor Fleming	\$ 6,790,556	Renovations include: safety/security systems improvements, MEP systems improvements, restrooms upgrade, window replacements, and ADA code compliance.	4 Qtr 2012	D	97	Final construction documents have been completed. The architectural/engineering (A/E) team submitted the drawings to the City of Houston for permit review in the 1st Quarter 2012 and received the first round of comments. The architectural/engineering team addressed those comments and resubmitted for the third time, the drawings for the permit. Once the permit is approved, the project will be advertised for competitive sealed proposals (CSP). The replacement cooling tower installation is complete.
		C-238	Scott/Dogan Elementary School	Architect: ESPA Architecture, Inc. CMAR: Cadence McShane Construction HISD PM: Bruce Green	\$ 18,890,060	750 Student Elementary School Replacement (Consolidation of Scott and Dogan Elementary Schools on the Dogan Campus)	-	C	15	Building foundation is in place and erection of the steel structural frame has begun. Installation of the metal roof decking and exterior wall metal stud framing will follow closely behind to expedite schedule and try to recover time. [Project was delayed due to unforeseen soil conditions and adverse weather conditions. Remediation of soil conditions could impact project budget.]
		C-023	Sharpstown High School	Architect: PDG, Inc. CSP Contractor: TBD CMPA: Rice and Gardner / John Engle	\$ 2,800,000	A new classroom wing addition to replace existing transportable buildings was added to the scope of work through a Trustee allocation.	4 Qtr 2014	D	5	Preliminary planning to define the scope of the project has been completed. The Design Phase has been suspended to allow the Classroom Addition work to be integrated with the improvements from the 2012 Bond Proposal.
	C-240	Sherman/Crawford Elementary School	Architect: Perspectiva CMAR: Comex Corp. HISD PM: Travis Stanford	\$ 18,002,731	750 Student Elementary School Replacement (Consolidation of Sherman and Crawford on the Sherman Campus)	-	C	5	The work to reroute the sanitary sewer was completed and construction on the new building has started. Demolition of main building and houses is complete. Site grading and placement of underground utilities are underway. The Clinic building will remain for 10-11 months and be used for the contractors project office, while other side will continue in use as staging area for students catching the school bus. [City permitting and street improvement requirements delayed the start of construction. Schedule recovery is being discussed.]	



Construction and Facility Services Traffic Light Report

(As of August 21, 2012)

Indicators	Target Year Open/Completed		Project/School/Facility	Project Team	Budget	General Overview	Target Qtr. Construction Start	Phase	% Complete	Status/Issues/Actions
			C-098 Stevenson Middle School	Architect: RWS Architects CSP Contractor: TBD CMPA: Johnston / Dallas Morris	\$ 3,649,258	Renovations include: safety/security systems improvements, MEP systems improvements, and ADA code compliance.	-	C	40	The first 2 phases of this multi-phase project were completed this summer. Current work underway includes pulling data cabling and starting the conversion of 3 classrooms into 2 science laboratories by removing two demising walls. Existing flooring has been removed in preparation for new flooring in designated classrooms. The final 3 phases of the project are scheduled to be completed by 1st Quarter 2013.
			C-015 Waltrip High School	Architect: Gensler CSP Contractor: Fort Bend Mechanical CMPA: AECOM / Ken English	\$ 22,247,247	Renovations include: safety/security systems improvements, MEP systems replacement improvements, paving replacement, fencing, lighting, window and curtain wall replacement, auditorium upgrades (curtain wall), interior finishes, bus canopy, and ADA code compliance. Replacement of the main distribution lines for the mechanical system was added through a Trustee Allocation.	-	C	40	Phases 1 and 2, which includes renovations to classrooms, the Library, Cafeteria, Main Administrative Offices, replacement of the faculty and student parking lots, construction of a new main entry drive and a new bus turnaround area, are substantially complete. The contractor is completing minor remaining work and addressing punch list items. Work on the remaining 3 phases involving renovation of additional classrooms, offices, and support areas, plus upgrades to the main electrical service will be completed in the 3rd Quarter 2013. Much of this work will be integrated with the improvements planned in the 2012 Bond Proposal and architecturally significant portions of the school facility will be retained.
			C-019 Worthing High School	Architect: Molina Walker CSP Contractor: Fort Bend Mechanical CMPA: ATSER / Victor Fleming	\$ 21,225,010	Project includes a new 2-story classroom addition. Renovations include: safety/security, technology and MEP improvements, roof repairs, and ADA compliance. The athletic track will be repaired. Project scope expanded through a budget re-allocation to include Cafeteria/Kitchen renovations and other capital related improvements.	-	C	10	Renovation of portions of the Technology Center to create a Cosmetology lab and classroom is substantially complete and the conversion of an old shop area into the Learning Support Center is nearing finish. Building demolition and site preparation for the new 2-story Classroom Wing has begun. Foundation work and steel erection for the addition is scheduled to begin in the 4th Quarter 2012. The Classroom Wing will be integrated with the improvements planned for the 2012 Bond Proposal. [Project will be closely monitored due to schedule problems in earlier phases]
	2014		C-287 Cage Elementary School	Architect: RdIR Architects CSP Contractor: TBD CMPA: Johnston / Alan Johnston	\$ 1,074,475	Renovations include: safety/security systems improvements, MEP systems improvements, and ADA code compliance.	2 Qtr 2013	D	2	Group 4 project - The architect/engineer team has been assigned and the contract is being executed. The architect has been reviewing the scope of work and reports for the project. Design work is beginning this quarter and construction will start in 2013.
			C-123 Codwell Elementary School	Architect: TBD CSP Contractor: TBD CMPA: Atser / Warren Mueller	\$ 641,708	Renovations include: safety/security systems improvements, MEP systems improvements, lighting, playground equipment, technology improvements, and ADA code compliance.	2 Qtr 2013	D	2	Group 4 project - Coldwell ES is part of a 4-school package with Dodson ES, Golfcrest ES and Law ES. The Architect/Engineer team has been selected and an orientation/kick-off meeting was conducted in mid-June 2012. Design work is beginning this quarter and construction will start in 2013.
			C-130 Condit Elementary School	Architect: Cre8 Architects CSP Contractor: TBD CMPA: Rice and Gardner / Jim Rice	\$ 654,859	Renovations include: safety/security systems improvements, MEP systems improvements, and ADA code compliance.	4 Qtr 2013	D	2	Group 4 project - The architect/engineer (A/E) contract was generated earlier this month and is in the process of being executed. The architect has been reviewing scopes and reports for the project. Design work is beginning this quarter and construction will start in 2013.
			C-139 Dodson Elementary School	Architect: PBK Architects CSP Contractor: TBD CMPA: Atser / Warren Mueller	\$ 521,583	Renovations include: safety/security systems improvements, MEP systems improvements, and ADA code compliance.	2 Qtr 2013	D	2	Group 4 project - Dodson ES is part of a 4-school package with Codwell ES, Golfcrest ES and Law ES. The Architect/Engineer team has been selected and an orientation/kick-off meeting was conducted in mid-June 2012. Design work is beginning this quarter and construction will start in 2013.
			C-075 Dowling Middle School	Architect: VLK Architects CSP Contractor: TBD CMPA: Atser / Warren Mueller	\$ 1,241,029	Renovations include: safety/security systems improvements, MEP systems improvements, technology improvements, roof repairs, and ADA code compliance.	2 Qtr 2013	D	5	Group 4 project - The Architect/Engineer team has been selected and an orientation/kick-off meeting was conducted in mid-June 2012. Design work is beginning this quarter and construction will start in 2013. These renovations are needed to continue providing a suitable learning environment until long-term facility solutions from the 2012 Bond Proposal can be implemented.
			C-115+G15 Durham Elementary School	Architect: RWS Architects CSP Contractor: TBD CMPA: AECOM / Ken English	\$ 813,237	Renovations include: safety/security systems improvements, MEP systems improvements, PA system, window replacements, and ADA code compliance.	2 Qtr 2013	D	2	Group 4 project - The architect/engineer (A/E) contract was generated earlier this month and is in the process of being executed. The architect has been reviewing scopes and reports for the project. Design work is beginning this quarter and construction will start in 2013.
			C-148 Elrod Elementary School	Architect: Cre8 Architects CSP Contractor: TBD CMPA: Rice and Gardner / Jim Rice	\$ 1,013,517	Renovations include: safety/security systems improvements, MEP systems improvements, and ADA code compliance.	4 Qtr 2013	D	2	Group 4 project - The architect/engineer (A/E) contract is executed. The Schematic Design Phase is in progress and the Scope-to-Budget (STB) exercise is underway. An introductory Scope-to-Budget (STB) meeting with the school has been held.
			C-155 Franklin Elementary School	Architect: TBD CSP Contractor: TBD CMPA: Johnston / Alan Johnston	\$ 1,348,869	Renovations include: safety/security systems improvements, MEP systems improvements, and ADA code compliance. Funds were received from the District III Trustee Allocation to expand the project scope to include renovations to the Cafeteria and Gymnasium, window replacement, T-Bldg. removal, and other capital related improvements.	2 Qtr 2013	D	5	Group 4 project - The architect/engineer (A/E) contract was generated earlier this month and is in the process of being executed. The architect has been reviewing scopes and reports for the project. Design work is beginning this quarter and construction will start in 2013.
			C-159 Golfcrest Elementary School	Architect: TBD CSP Contractor: TBD CMPA: Atser / Warren Mueller	\$ 1,250,726	Renovations include: safety/security systems improvements, MEP systems improvements, roofing repairs, technology improvements, and ADA code compliance. Funds were received from the District III Trustee Allocation to expand the renovation scope to include classroom upgrades, site improvements, and other capital related improvements.	2 Qtr 2013	D	2	Group 4 project - Golfcrest ES is part of a 4-school package with Dodson ES, Coldwell ES and Law ES. The Architect/Engineer team has been selected and an orientation/kick-off meeting was conducted in mid-June 2012. Design work is beginning this quarter and construction will start in 2013.
			C-160 Gordon Elementary School	Architect: Molina Walker Architects CSP Contractor: Job Order Contractors (JOC's) HISD PM: LaJuan Harris	\$ 614,244	Renovations include: safety/security systems improvements, MEP systems improvements, and ADA code compliance.	-	C	98	Construction for Phase I (Trustee Allocation project) - Site Beautification work has been completed, classroom renovations is 95%, technology upgrades are complete, and restroom renovations are 95% complete. All work for Phase I was substantially complete by mid-August 2012. Phase II, which consists of marquee installation, addition of an architectural feature to the main entrance, and minor structural repairs will be completed by the 4th Quarter 2012. Much of this renovation work will be integrated with improvements from the 2012 Bond Proposal.
		C-034 High School for Law Enforcement and Criminal Justice	Architect: RdIR Architects CSP Contractor: TBD CMPA: Johnston / Alan Johnston	\$ 1,332,360	Renovations include: safety/security systems improvements, MEP systems improvements, and ADA code compliance.	2 Qtr 2013	D	2	Group 4 project - The architect/engineer (A/E) contract was generated earlier this month and is in the process of being executed. The architect has been reviewing scopes and reports for the project. Design work is beginning this quarter and construction will start in 2013.	



Construction and Facility Services Traffic Light Report

(As of August 21, 2012)

Indicators	Target Year Open/Completed	Project/School/Facility	Project Team	Budget	General Overview	Target Qtr. Construction Start	Phase	% Complete	Status/Issues/Actions
	2014	C-053	Hogg Middle School Architect: TBD CSP Contractor: TBD CMPA: AECOM / Tim Beally	\$ 9,064,876	Renovations include: safety/security systems improvements, MEP systems improvements, lighting, bus canopy, paving repairs, restrooms upgrade, interior finishes, auditorium seating, bleachers, signage, and ADA code compliance.	2 Qtr 2013	D	2	Group 4 project - Design will commence in the 3rd Quarter 2012 and construction will start in 2013. The architect/engineer (A/E) contract is executed. The Schematic Design Phase is in progress and the Scope-to-Budget (STB) exercise is underway. The elevator tower is complete and punch list work is ongoing. This construction contract is being closed out.
		C-189	Kolter Elementary School Architect: Cre8 Architects CSP Contractor: TBD CMPA: Rice and Gardner / Jim Rice	\$ 688,624	Renovations include: safety/security systems improvements and ADA code compliance.	4 Qtr 2013	D	2	Group 4 project - The architect/engineer (A/E) contract is executed. The Schematic Design Phase is in progress and the Scope-to-Budget (STB) exercise is underway. An introductory Scope-to-Budget (STB) meeting with the school has been held.
		C-263	Law Elementary School Architect: TBD CSP Contractor: TBD CMPA: Atser / Warren Mueller	\$ 1,365,658	Renovations include: safety/security systems improvements, MEP systems improvements, technology improvements, and ADA code compliance.	2 Qtr 2013	D	2	Group 4 project - Law ES is part of a 4-school package with Dodson ES, Golfcrest ES and Coldwell ES. The Architect/Engineer team has been selected and an orientation/kick-off meeting was conducted in mid-June 2012. Design work will begin in early 4th Quarter 2012 and construction will start in 2013.
		C-201	MacGregor Elementary School Architect: RWS Architects CSP Contractor: TBD CMPA: AECOM / Ken English	\$ 1,380,693	Renovations include: safety/security systems improvements, MEP systems improvements, lighting, resolution of structural issues, door replacements, PA system, and ADA code compliance. Project scope expanded through a budget re-allocation to include site improvements and other capital related improvements.	2 Qtr 2013	D	2	Group 4 project - The architect/engineer (A/E) contract is executed. The Schematic Design Phase is in progress and the Scope-to-Budget (STB) exercise is underway. Design work will begin in early 4th Quarter 2012 and construction will start in 2013.
		C-011	Milby High School Architect: TBD CSP Contractor: TBD CMPA: Johnston / Alan Johnston	\$ 3,404,473	Renovations include: safety/security systems improvements, MEP systems improvements, and ADA code compliance.	2 Qtr 2013	D	5	Group 4 project - The architect/engineer (A/E) contract was generated earlier this month and is in the process of being executed. The architect has been reviewing scopes and reports for the project. Design work will begin in the early 4th Quarter and construction will start in 2013. The renovations in this Bond Program are required to continue providing a suitable learning environment until long-term facility solutions from the 2012 Bond Proposal can be implemented.
		C-308	North Houston Early College High School Architect: Gensler CSP Contractor: TBD HISD PM: Bruce Green	\$ 4,971,134	Additional Early college High School Facility in North Houston	3 Qtr 2013	D	15	Preliminary planning and programming for the new school is complete. Negotiation of a lease agreement between HISD and Houston Community College System will start in Fall 2012. Project will be phased with planning and design of site infrastructure starting in Fall 2012. The remaining portions of the project will be coordinated and developed with the improvements planned for the 2012 Bond Proposal.
		C-215	Parker Elementary School Architect: Cre8 Architects CSP Contractor: TBD CMPA: Rice and Gardner / Jim Rice	\$ 2,700,017	Renovations include: safety/security systems improvements, MEP systems improvements, and ADA code compliance.	4 Qtr 2013	D	2	Group 4 project - The architect/engineer (A/E) contract is executed. The Schematic Design Phase is in progress and the Scope-to-Budget (STB) exercise is underway. An introductory Scope-to-Budget (STB) meeting with the school has been held.
		C-223	Pugh Elementary School Architect: RdIR Architects CSP Contractor: TBD CMPA: Johnston / Alan Johnston	\$ 2,928,984	Renovations include: safety/security systems improvements, MEP systems improvements, and ADA code compliance.	2 Qtr 2013	D	2	Group 4 project - The architect/engineer (A/E) contract was generated earlier this month and is in the process of being executed. The architect has been reviewing scopes and reports for the project. Design work is beginning this quarter and construction will start in 2013.
		C-281	Sanchez Elementary School Architect: TBD CSP Contractor: TBD CMPA: Johnston / Alan Johnston	\$ 802,211	Renovations include: safety/security systems improvements, MEP systems improvements, and ADA code compliance.	2 Qtr 2013	D	2	Group 4 project - The architect/engineer (A/E) contract was generated earlier this month and is in the process of being executed. The architect has been reviewing scopes and reports for the project. Design work is beginning this quarter and construction will start in 2013.
		C-239	Shearn Elementary School Architect: Cre8 Architects CSP Contractor: TBD CMPA: Rice and Gardner / Jim Rice	\$ 2,404,541	Renovations include: safety/security systems improvements, MEP systems improvements, site work, exterior and interior finishes, technology systems improvements, and ADA code compliance. Project scope expanded through a budget re-allocation to include electrical upgrades and other capital related improvements.	3 Qtr 2013	D	5	Group 4 project - The architect/engineer (A/E) contract is executed. The Schematic Design Phase is in progress and the Scope-to-Budget (STB) exercise is underway. An introductory Scope-to-Budget (STB) meeting with the school has been held.
		C-039	T.H. Rogers Middle School Architect: Sustaita Associates CSP Contractor: TBD CMPA: Rice and Gardner / Jim Rice	\$ 7,000,622	Renovations include: safety/security systems improvements, MEP systems improvements, science laboratory upgrades, exterior and interior finishes, site work, technology systems, and ADA code compliance.	4 Qtr 2013	D	2	Group 4 project - The architect/engineer (A/E) contract is executed. The Schematic Design Phase is in progress and the Scope-to-Budget (STB) exercise is underway. An introductory Scope-to-Budget (STB) meeting with the school has been held.
		C-252	Wainwright Elementary School Architect: RWS Architects CSP Contractor: TBD CMPA: AECOM / Ken English	\$ 2,777,976	Renovations include: safety/security systems improvements, MEP systems improvements, lighting, site drainage improvements, bus drop off canopy, additional parking, structural repairs, PA system, millwork, and ADA code compliance.	2 Qtr 2013	D	2	Group 4 project - Design will commence in the 2nd Quarter 2012 and construction will start in 2013. Selection of the Architect/Engineer teams has been completed and authority to award design contracts was granted by the Board in February 2012.
		C-260	Windsor Village Elementary School Architect: VLK Architects CSP Contractor: TBD CMPAL Atser / Warren Mueller	\$ 2,610,086	Renovations include: safety/security systems improvements, MEP systems improvements, interior and exterior finishes, technology improvements, and ADA code compliance.	2 Qtr 2013	D	2	Group 4 project - Law ES is part of a 4-school package with Dodson ES, Golfcrest ES and Coldwell ES. The Architect/Engineer team has been selected and an orientation/kick-off meeting was conducted in mid-June 2012. Design work is beginning this quarter and construction will start in 2013.
		C-415	South Early College High School Architect: TBD CMAR: TBD HISD PM: Bruce Green	\$ 5,313,500	Additional Early college High School Facility in South Houston. Additional funding provided through a budget re-allocation to support capital related improvements.	3 Qtr 2013	D	2	Potential site has been identified at Houston Community College System South Campus. Programming of the new school will begin in Fall 2012 and design of the infrastructure and utilities will start upon successful negotiation of a Memorandum of Understanding (MOU) between HISD and the Houston Community College System. The project will be phased with planning and design of site infrastructure starting in Fall 2012. The remaining portions of the project will be coordinated and developed with the improvements planned for the 2012 Bond Proposal.
		C-226	Rhoads Elementary School Architect: Merriman Holt Architects CSP Contractor: TBD CMPA: Atser / Warren Mueller	\$ 525,221	Renovations include: safety/security and MEP improvements, lighting, door and window replacements, flooring, restrooms upgrade, roof repair, and ADA code compliance.	-			All renovation work is on hold pending further discussion on the future use of the facility.
		C-164	Grimes Elementary School Architect: Smith & Company Architects CSP Contractor: TBD CMPA: ATSER / Warren Mueller	\$ 684,105	Renovations include: safety/security systems improvements, MEP systems improvements, interior and exterior finishes, additional parking, and ADA code compliance.	-			All renovation work is on hold pending further discussion on the future use of the facility.



Construction and Facility Services Traffic Light Report

(As of August 21, 2012)

Indicators	Target Year Open/Completed		Project/School/Facility	Project Team	Budget	General Overview	Target Qtr. Construction Start	Phase	% Complete	Status/Issues/Actions
		C-202	McDade Elementary School	Architect: TBD CMAR: TBD HISD PM: Meredith Smith	\$ 641,200	Additional Wing.	-			All renovation work is on hold pending further discussion on the future use of the facility.
Subtotal:					\$ 1,119,215,559					

Multi-Year District Wide Programs

Ongoing	Multi-Year	C-R02	District Wide - Unassigned Trustee Funds	Various	\$ 197,000	New Construction and Renovation Projects		-	-	Ongoing
Ongoing	Multi-Year	C-X22	Softball, Misc.	Various	\$ 200,000	Misc. Repairs to Baseball and Softball Fields		-	-	Ongoing. Miscellaneous site improvement by the Athletic Department, including fencing, field repairs and minor lighting
Ongoing	Multi-Year	C-R01	District Wide - Program Reserves	Various	\$ 15,557,648	Reserves				Ongoing
Ongoing	Multi-Year		Design Standards	Various	\$ 325,882	Design Standards for Elementary Schools - Prepared by PBK Architects				Ongoing
Ongoing	Multi-Year		LEED Certification	Various	\$ 83,762	Carol Vick Architects - Design Management for LEED Certification				Ongoing
Ongoing	Multi-Year		Prolog Management Program	Various	\$ 775,000	On Going Contract for Maintenance Software and Support				Ongoing
Ongoing	Multi-Year		T-Building Projected Cost - Renovations	Various	\$ 9,480,000	T-Building Renovation - District Wide				Ongoing
Ongoing	Multi-Year		T-Building Technology Misc.	Various	\$ 1,716,598	T-Building Technology				Ongoing
Ongoing	Multi-Year		Business Development.	Various	\$ 510,750	Small Business Support Services				Ongoing
Ongoing	Multi-Year		Safety and Security Improvements	Various	\$ 28,068,477	Fencing, CCTV cameras, Building Security, Sidewalks...etc.		D/C	45	Ongoing
Grand Total:					\$ 1,176,130,676					

Phase Legend	
Planning Phase	P
Design Phase	D
Bid and Award Phase	B
Construction	C
Warranty	W

Indicator Legend	
	Project is on schedule and within budget; No pending issues of concern
	Project may have budget or schedule concerns; there are issues that bear monitoring
	Project has significant budget and/or schedule concerns; there are issues to be addressed

Footnotes:

Numbers in red reflect changes in budget due to Board-approved items, track renovations, safety/security adjustments, and project savings returned to reserve fund since last report.



Construction and Facility Services Traffic Light Report

(As of August 21, 2012)

Indicators	Target Year Open/Completed	Project/School/Facility	Project Team	Budget	General Overview	Target Qtr. Construction Start	Phase	% Complete	Status/Issues/Actions
------------	----------------------------	-------------------------	--------------	--------	------------------	--------------------------------	-------	------------	-----------------------

Additional Projects from Capital Improvement Funds

	2012	C-061	Marshall Middle School	Architect: PDG Architects Contractor: Martin-Harris Construction CMPA: Turner Trevino / Mandy Wells	\$ 330,000	Special Project: Mechanical repairs and upgrades, plus other related capital improvements. Funding Source: Tax Increment Reinvestment Zone (TIRZ)		D	98	Replacement of mechanical equipment in Administration Offices and the renovation work is complete. Mechanical upgrades funded by Trustee Allocations are being performed by HISD Facilities staff and job order contractors (JOC). Engineering for modifications has been completed and documents are being submitted for permitting.
		C-102	Alcott Elementary School	Architect: Merriman Holt Architects CSP Contractor: Prime Contractors, Inc. CMPA: Atser / Warren Mueller	\$ 650,000	Special Project: Mechanical repairs and upgrades, plus other related capital improvements. Funding Source: Pay-as-You-Go Funds		C	70	Funding for additional abatement work and window replacements was approved by the Board in March 2012. The abatement work will be 3 phase process. Phase I abatement is underway in the first classroom wing. Some window re-glazing has started in Building D, but the full window wall replacement work at the north end of the building is scheduled to begin in Summer 2012.
		C-271	Foerster Elementary School	Architect: Hermes Architects CSP Contractor: Prime Contractors, Inc. CMPA: Rice and Gardner / Scott Fendrick	\$ 2,345,800	Special Project: Roof deck and roof assembly replacement, plus other related capital improvements. Funding Source: Tax Increment Reinvestment Zone (TIRZ)		C	45	The roofing replacement will be funded by TIRZ Funds as a separate project and contract. The recommendation for construction contract award was approved by the Board in May 2012 and construction work began in early June 2012. Demolition work revealed additional areas of deteriorated metal decking that will require replacement. The additional roof deck replacement work has extended the project completion date to early 4th Quarter 2012..
External Funding Source Total:				\$ 3,325,800						



Design and Construction M/WBE Report



Alexis Licata, General Manager

4400 W. 18th Street, Level 1 South
Houston, Texas 77092
Phone: 713-556-7273 Fax: 713-556-7274
Email: BusinessAssistance@houstonisd.org



HISD Workshops

How to Do Business with HISD

- Monthly workshop hosted to educate attendees on various topics related to HISD projects.

General Contractors Roundtable Discussion

- Workshop conducted at HMWESC to allow current HISD General Contractors to network with M/WBE firms in order to increase opportunities of working on HISD projects.

HISD Events

Local Networking

- HISD/NAMC Local Work Force Development Program
- New and Emerging Leaders Vendor Fair Opportunity

M/WBE Outreach Events

METRO Mentor Protégé /Networking

- 21st Century Teaming & Partnering Strategies for Your Small Business Workshop
- Taking Your Business Model to “Disruptive” Levels of Success Technology, Marketing, Productivity...Innovation
- Sustainable Growth Strategies for Your Small Business

GPC Committee Meeting

- 2012 Government Procurement Connections
- Bonding Education Program, Are you Ready?
- Business Opportunity Networking Fair

Greater Houston Business Forum

- Developing and Hosting Mentor Protégé Program

Houston Airport System/Office of Business Opportunity

- Runway to Business Opportunities Networking Fair

WBEA Corporate Advisory Committee

- Annual 2012 WBEA Expo
- ONLINE WEBINAR “Cutting Edge Technology Tools for Your Business”

Houston Community College Procurement Breakfast

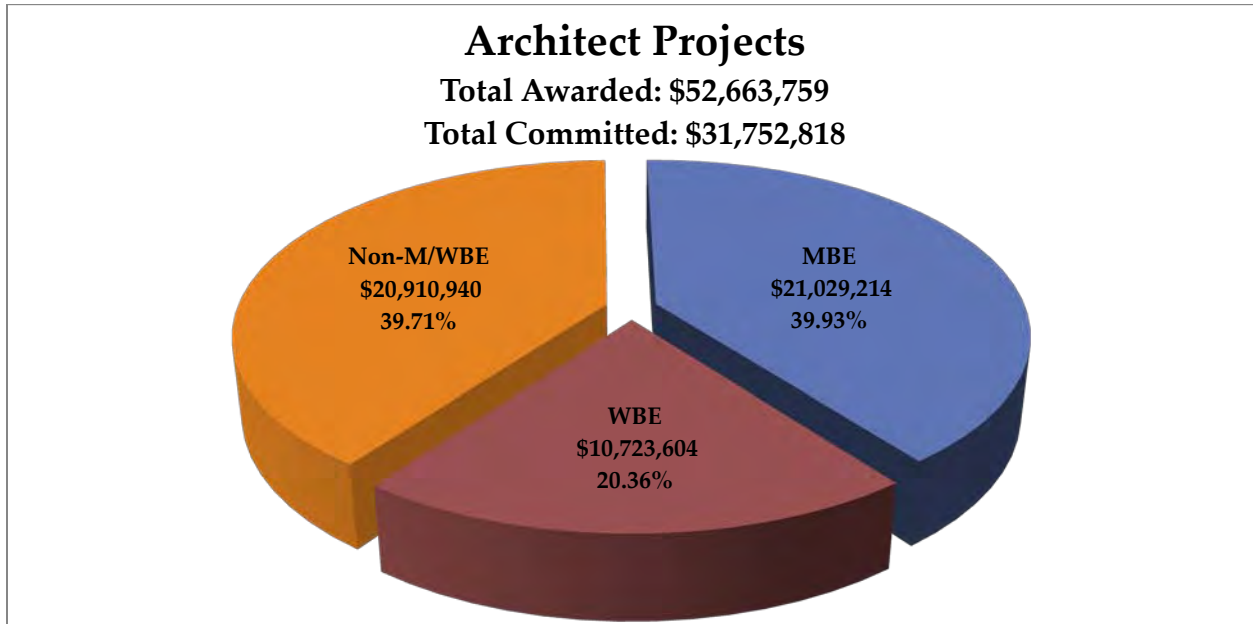
- Monthly Networking Seminars

Houston Hispanic Chamber of Commerce

- 2012 HHCC Procurement Summit & Business EXPO



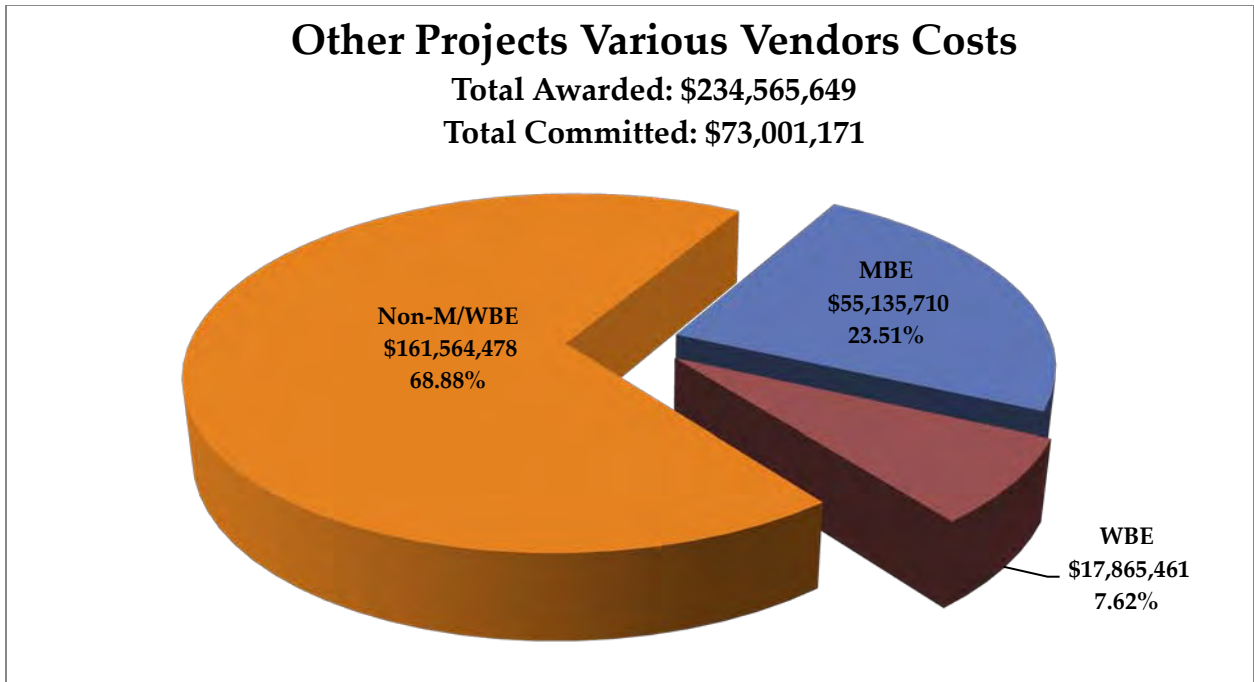
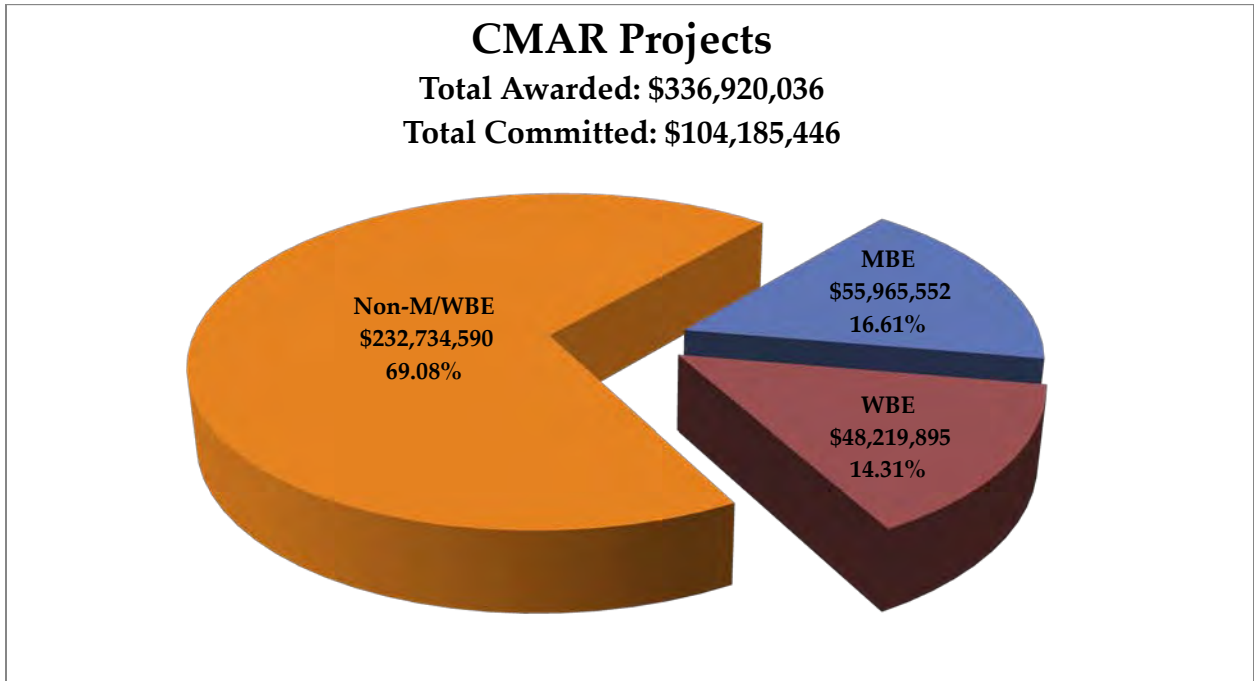
Certified Minority/Women Owned Businesses Breakdown by Project Type



Calculations based on numbers reported as of August 21, 2012



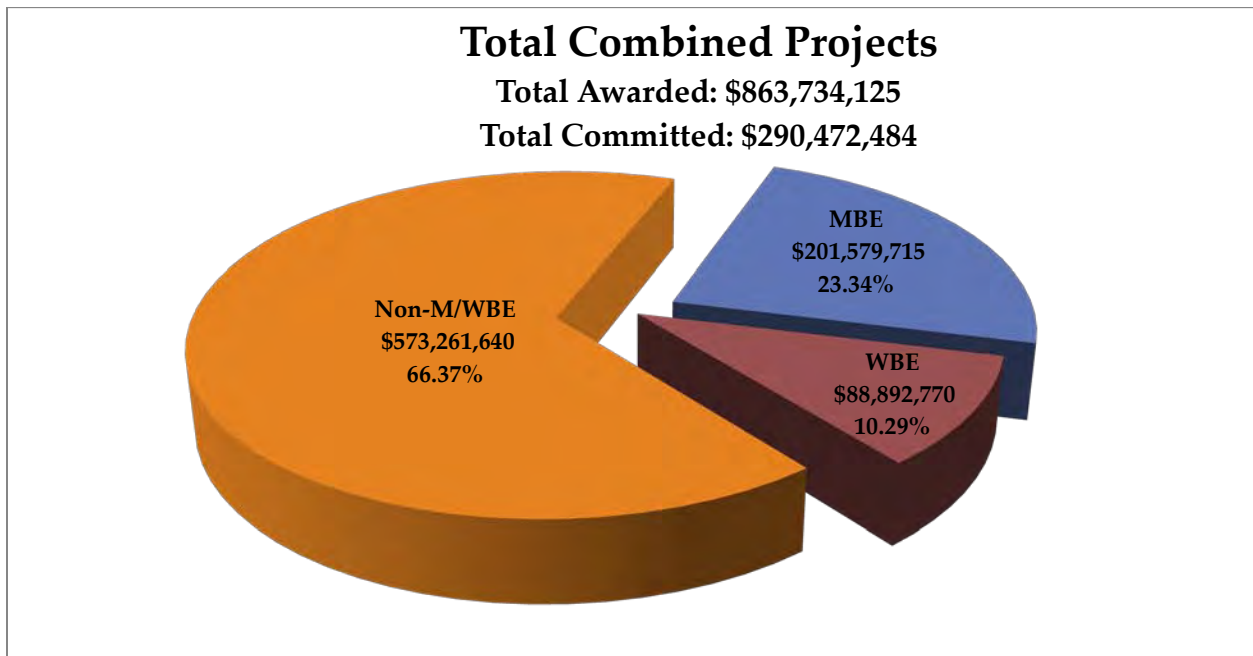
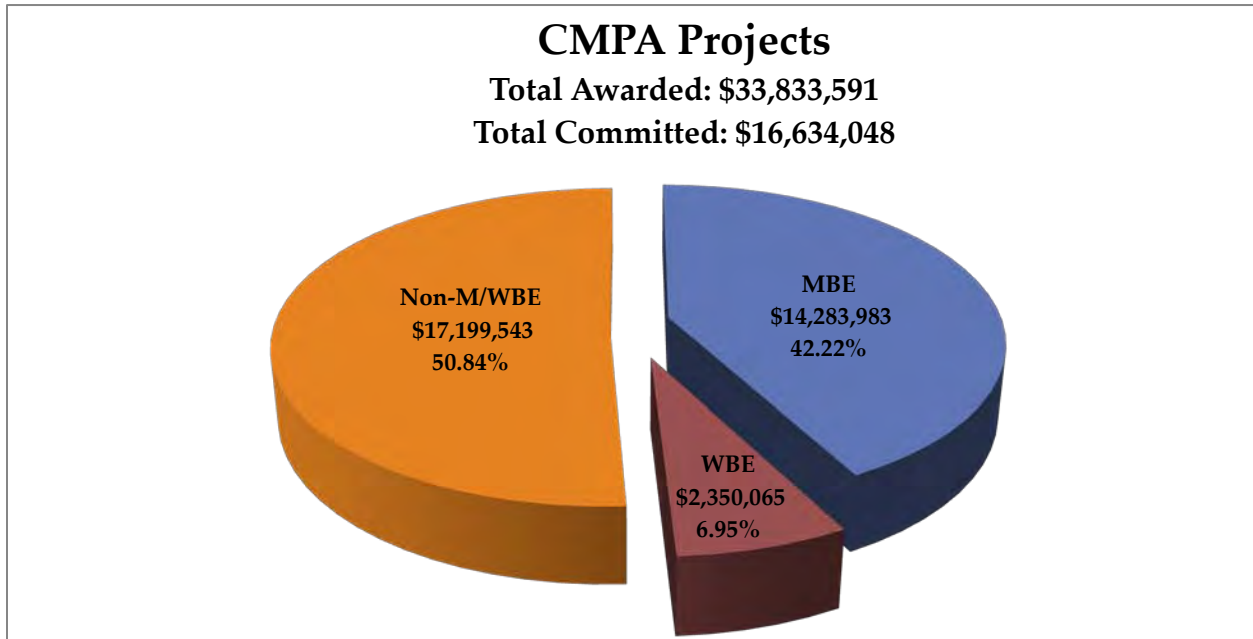
Certified Minority/Women Owned Businesses Breakdown by Project Type



Calculations based on numbers reported as of August 21, 2012



Certified Minority/Women Owned Businesses Breakdown by Project Type



Calculations based on numbers reported as of August 21, 2012

Design and Construction M/WBE Report

•••

School Name	Vendor Type	Vendor Name	Contracted Amount	Payments to Date	First Tier MBE Spend	First Tier WBE Spend	Additional MBE Spend	Additional WBE Spend	Second Tier MBE Spend	Second Tier WBE Spend	Total M/WBE Commitment Amount	Total M/WBE Committed Percentage
HOUSTON ACADEMY FOR INTERNATIONAL STUDIES	Architect	PARRA DESIGN GROUP, LTD.	\$ 77,721	\$ 77,721	\$ 77,721	\$ -	\$ -	\$ -	\$ -	\$ -	\$ 77,721	100.00%
HOUSTON ACADEMY FOR INTERNATIONAL STUDIES	Other	VARIOUS VENDORS	\$ 1,725,066	\$ 1,715,595	\$ 470,608	\$ 90,670	\$ -	\$ -	\$ -	\$ -	\$ 561,277	32.54%
		Total	\$ 1,802,787	\$ 1,793,316								
ASHFORD ELEMENTARY SCHOOL	Architect	PMP ARCHITECTS	\$ 71,065	\$ 71,065	\$ -	\$ -	\$ -	\$ -	\$ -	\$ 28,374	\$ 28,374	39.93%
ASHFORD ELEMENTARY SCHOOL	CSP Contractor	STATE CONSTRUCTION, L. P.,	\$ 572,214	\$ 572,214	\$ -	\$ -	\$ -	\$ -	\$ 708,327	\$ 71,897	\$ 780,224	136.35%
ASHFORD ELEMENTARY SCHOOL	Other	VARIOUS VENDORS	\$ 318,058	\$ 318,058	\$ 66,260	\$ 455	\$ -	\$ -	\$ 5,000	\$ -	\$ 71,715	22.55%
		Total	\$ 961,337	\$ 961,337								
BENAVIDEZ ELEMENTARY SCHOOL	Architect	PLUGER ASSOCIATES LP	\$ 156,359	\$ 156,359	\$ -	\$ -	\$ -	\$ -	\$ 68,716	\$ -	\$ 68,716	43.95%
BENAVIDEZ ELEMENTARY SCHOOL	CSP Contractor	PRIME CONTRACTORS INC.	\$ 1,496,014	\$ 1,496,014	\$ -	\$ -	\$ -	\$ -	\$ 351,674	\$ 40,627	\$ 392,301	26.22%
BENAVIDEZ ELEMENTARY SCHOOL	Other	VARIOUS VENDORS	\$ 410,339	\$ 404,929	\$ 164,352	\$ 80,209	\$ -	\$ -	\$ -	\$ 1,421	\$ 245,982	59.95%
		Total	\$ 2,062,712	\$ 2,057,301								
BUSH ELEMENTARY SCHOOL	Architect	PMP ARCHITECTS	\$ 96,369	\$ 96,369	\$ -	\$ -	\$ -	\$ -	\$ -	\$ 45,694	\$ 45,694	47.42%
BUSH ELEMENTARY SCHOOL	CSP Contractor	STATE CONSTRUCTION, L. P.,	\$ 614,218	\$ 614,218	\$ -	\$ -	\$ -	\$ -	\$ -	\$ -	\$ -	0.00%
BUSH ELEMENTARY SCHOOL	Other	VARIOUS VENDORS	\$ 513,586	\$ 513,586	\$ 85,309	\$ 455	\$ -	\$ -	\$ -	\$ -	\$ 85,764	16.70%
		Total	\$ 1,224,173	\$ 1,224,173								
CROCKETT ELEMENTARY SCHOOL	Architect	Natex Corporation	\$ 432,498	\$ 432,498	\$ -	\$ 432,498	\$ -	\$ -	\$ -	\$ -	\$ 432,498	100.00%
CROCKETT ELEMENTARY SCHOOL	CMAR	COMEX CORPORATION	\$ 6,071,202	\$ 5,829,922	\$ -	\$ 6,071,202	\$ 220,830	\$ 277,354	\$ -	\$ -	\$ 6,071,202	100.00%
CROCKETT ELEMENTARY SCHOOL	Other	VARIOUS VENDORS	\$ 1,181,482	\$ 1,163,584	\$ 480,399	\$ 123,023	\$ -	\$ -	\$ -	\$ -	\$ 603,422	51.07%
		Total	\$ 7,685,182	\$ 7,426,003								
DAILY ELEMENTARY SCHOOL	Architect	RWS ARCHITECTS, INC.	\$ 12,964	\$ 12,964	\$ -	\$ 12,964	\$ 0	\$ 0	\$ -	\$ -	\$ 12,964	100.00%
DAILY ELEMENTARY SCHOOL	CSP Contractor	DESERT EAGLE, LLC.	\$ 116,458	\$ 116,458	\$ -	\$ -	\$ -	\$ -	\$ 28,240	\$ -	\$ 28,240	24.25%
DAILY ELEMENTARY SCHOOL	Other	VARIOUS VENDORS	\$ 84,768	\$ 80,907	\$ 50,334	\$ 7,804	\$ -	\$ -	\$ -	\$ -	\$ 58,138	68.59%
		Total	\$ 214,189	\$ 210,329								
GREGG ELEMENTARY SCHOOL	Architect	HERMES ARCHITECTS, INC.	\$ 853,767	\$ 853,767	\$ -	\$ -	\$ -	\$ -	\$ 289,400	\$ 36,000	\$ 325,400	38.11%
GREGG ELEMENTARY SCHOOL	CMAR	ANSLow BRYANT CONSTRUCTION, LTD.	\$ 11,438,190	\$ 11,438,190	\$ -	\$ -	\$ -	\$ -	\$ 2,953,259	\$ 741,857	\$ 3,695,116	32.31%
GREGG ELEMENTARY SCHOOL	Other	VARIOUS VENDORS	\$ 4,201,159	\$ 4,160,369	\$ 1,033,040	\$ 418,557	\$ -	\$ -	\$ -	\$ -	\$ 1,451,597	34.55%
		Total	\$ 16,493,116	\$ 16,452,326								
PATTERSON ELEMENTARY SCHOOL	Architect	SUSTAITA ASSOCIATES A.I.A., INC.	\$ 1,058,522	\$ 1,057,938	\$ 1,058,522	\$ -	\$ 39,850	\$ 135,615	\$ -	\$ -	\$ 1,058,522	100.00%
PATTERSON ELEMENTARY SCHOOL	CMAR	CADENCE MC SHANE CONSTRUCTION CO.	\$ 14,099,876	\$ 14,073,763	\$ -	\$ -	\$ -	\$ -	\$ 3,487,360	\$ 467,709	\$ 3,955,069	28.05%
PATTERSON ELEMENTARY SCHOOL	Other	VARIOUS VENDORS	\$ 3,832,758	\$ 3,810,877	\$ 997,536	\$ 464,791	\$ -	\$ -	\$ -	\$ -	\$ 1,462,327	38.15%
		Total	\$ 18,991,156	\$ 18,942,577								
PINEY POINT ELEMENTARY SCHOOL	Architect	VLK ARCHITECTS	\$ 1,087,926	\$ 1,082,776	\$ -	\$ -	\$ -	\$ -	\$ 168,000	\$ 4,025	\$ 172,025	15.81%
PINEY POINT ELEMENTARY SCHOOL	CMAR	TELLEPSen BUILDERS, LP	\$ 15,569,517	\$ 15,569,517	\$ -	\$ -	\$ -	\$ -	\$ 360,761	\$ 1,015,786	\$ 1,376,547	8.84%
PINEY POINT ELEMENTARY SCHOOL	Other	VARIOUS VENDORS	\$ 2,327,339	\$ 2,310,898	\$ 899,134	\$ 377,094	\$ -	\$ -	\$ -	\$ -	\$ 1,276,228	54.84%
		Total	\$ 18,984,781	\$ 18,963,190								
RICE SCHOOL /LA ESCUELA RICE	Architect	VLK ARCHITECTS	\$ 223,150	\$ 223,150	\$ -	\$ -	\$ -	\$ -	\$ 4,500	\$ 48,148	\$ 52,648	23.59%
RICE SCHOOL /LA ESCUELA RICE	CSP Contractor	STATE CONSTRUCTION, L. P.,	\$ 1,981,796	\$ 1,981,796	\$ -	\$ -	\$ -	\$ -	\$ 397,371	\$ 254,272	\$ 651,643	32.88%
RICE SCHOOL /LA ESCUELA RICE	Other	VARIOUS VENDORS	\$ 1,576,081	\$ 1,576,081	\$ 250,959	\$ 44,454	\$ -	\$ -	\$ -	\$ -	\$ 295,413	18.74%
		Total	\$ 3,781,027	\$ 3,781,027								
WESTSIDE HIGH School	Architect	VLK ARCHITECTS	\$ 26,173	\$ 26,173	\$ -	\$ -	\$ -	\$ -	\$ 6,000	\$ -	\$ 6,000	22.92%
WESTSIDE HIGH School	Other	VARIOUS VENDORS	\$ 1,199,549	\$ 831,161	\$ 416,461	\$ -	\$ -	\$ -	\$ -	\$ -	\$ 416,461	34.72%
		Total	\$ 1,225,722	\$ 857,334								
ALMEDA ELEMENTARY SCHOOL	Architect	ARCHI*TECHNICS / 3, INC.	\$ 838,021	\$ 838,021	\$ 838,021	\$ -	\$ -	\$ -	\$ -	\$ -	\$ 838,021	100.00%
ALMEDA ELEMENTARY SCHOOL	CMAR	SATTERFIELD & PONTIKES CONST.	\$ 12,287,698	\$ 12,276,023	\$ -	\$ -	\$ -	\$ -	\$ 6,492,499	\$ 287,871	\$ 6,780,370	55.18%
ALMEDA ELEMENTARY SCHOOL	Other	VARIOUS VENDORS	\$ 5,048,655	\$ 4,966,755	\$ 1,045,516	\$ 322,983	\$ -	\$ -	\$ -	\$ -	\$ 1,368,499	27.11%
		Total	\$ 18,174,374	\$ 18,080,798								
ANDERSON ELEMENTARY	Architect	SHW GROUP, INC.	\$ 159,094	\$ 157,024	\$ -	\$ -	\$ -	\$ -	\$ 6,500	\$ 42,135	\$ 48,635	30.57%
ANDERSON ELEMENTARY	CSP Contractor	STATE CONSTRUCTION, L. P.,	\$ 2,673,021	\$ 2,673,021	\$ -	\$ -	\$ -	\$ -	\$ 2,251,510	\$ 158,295	\$ 2,409,805	90.15%
ANDERSON ELEMENTARY	Other	VARIOUS VENDORS	\$ 279,200	\$ 236,019	\$ 69,868	\$ 48,016	\$ -	\$ -	\$ -	\$ -	\$ 117,884	42.22%
		Total	\$ 3,111,315	\$ 3,066,064								
ASKEW ELEMENTARY SCHOOL	Architect	PMP ARCHITECTS	\$ 169,775	\$ 156,964	\$ -	\$ -	\$ -	\$ -	\$ -	\$ 34,209	\$ 34,209	20.15%
ASKEW ELEMENTARY SCHOOL	CSP Contractor	HORIZON INTERNATIONAL GROUP	\$ 1,670,042	\$ 1,670,042	\$ 1,670,042	\$ -	\$ 192,029	\$ 40,090	\$ -	\$ -	\$ 1,670,042	100.00%
ASKEW ELEMENTARY SCHOOL	Other	VARIOUS VENDORS	\$ 483,109	\$ 451,082	\$ 139,258	\$ 36,304	\$ -	\$ -	\$ -	\$ 34,209	\$ 209,770	43.42%
		Total	\$ 2,322,926	\$ 2,278,088								
BARRICK ELEMENTARY SCHOOL	Architect	PBK ARCHITECTS	\$ 236,817	\$ 232,603	\$ -	\$ -	\$ -	\$ -	\$ 37,179	\$ -	\$ 37,179	15.70%
BARRICK ELEMENTARY SCHOOL	CSP Contractor	PRIME CONTRACTORS INC.	\$ 3,557,592	\$ 3,557,591	\$ -	\$ -	\$ -	\$ -	\$ -	\$ -	\$ -	0.00%
BARRICK ELEMENTARY SCHOOL	Other	VARIOUS VENDORS	\$ 744,242	\$ 671,643	\$ 223,305	\$ 184,972	\$ 3,300	\$ -	\$ -	\$ -	\$ 408,276	54.86%
		Total	\$ 4,538,651	\$ 4,461,836								
BELLFORT EARLY CHILDHOOD CENTER	Architect	JOHN KIRKSEY ASSOCIATES INC.	\$ 262,461	\$ 221,960	\$ -	\$ -	\$ -	\$ -	\$ -	\$ -	\$ -	0.00%
BELLFORT EARLY CHILDHOOD CENTER	CMAR	DRYMALLA CONSTRUCTION CO.	\$ 3,073,189	\$ 3,050,818	\$ -	\$ -	\$ -	\$ -	\$ -	\$ -	\$ -	0.00%
BELLFORT EARLY CHILDHOOD CENTER	Other	VARIOUS VENDORS	\$ 844,487	\$ 627,791	\$ 151,102	\$ 45,414	\$ -	\$ -	\$ -	\$ -	\$ 196,517	23.27%
		Total	\$ 4,180,137	\$ 3,900,570								
BENBROOK ELEMENTARY SCHOOL	Architect	CREB ARCHITECTS	\$ 139,349	\$ 136,690	\$ 139,349	\$ -	\$ 4,000	\$ -	\$ -	\$ -	\$ 139,349	100.00%
BENBROOK ELEMENTARY SCHOOL	CMAR	DRYMALLA CONSTRUCTION CO.	\$ 2,078,976	\$ 2,076,977	\$ -	\$ -	\$ -	\$ -	\$ 2,168,127	\$ 347,019	\$ 2,515,146	120.98%
BENBROOK ELEMENTARY SCHOOL	Other	VARIOUS VENDORS	\$ 349,529	\$ 266,484	\$ 200,980	\$ 37,533	\$ -	\$ -	\$ -	\$ -	\$ 238,513	68.24%
		Total	\$ 2,567,854	\$ 2,480,150								
BERRY ELEMENTARY SCHOOL	Architect	GENSLER	\$ 878,284	\$ 869,074	\$ -	\$ -	\$ -	\$ -	\$ 264,500	\$ 32,528	\$ 297,028	33.82%
BERRY ELEMENTARY SCHOOL	CMAR	GAMMA CONSTRUCTION COMPANY INC.	\$ 11,864,241	\$ 11,756,959	\$ -	\$ -	\$ -	\$ -	\$ 88,319	\$ 121,200	\$ 209,519	1.77%
BERRY ELEMENTARY SCHOOL	Other	VARIOUS VENDORS	\$ 2,215,265	\$ 2,175,639	\$ 766,761	\$ 305,985	\$ -	\$ -	\$ -	\$ -	\$ 1,072,746	48.43%
		Total	\$ 14,957,790	\$ 14,801,672								
BURBANK MIDDLE SCHOOL	Architect	JOHN KIRKSEY ASSOCIATES INC.	\$ 761,777	\$ 740,094	\$ -	\$ -	\$ -	\$ -	\$ 309,000	\$ 51,300	\$ 360,300	47.30%
BURBANK MIDDLE SCHOOL	CMAR	GAMMA CONSTRUCTION COMPANY INC.	\$ 10,336,707	\$ 10,292,741	\$ -	\$ -	\$ -	\$ -	\$ 4,493,230	\$ 10,047	\$ 4,503,277	43.57%
BURBANK MIDDLE SCHOOL	Other	VARIOUS VENDORS	\$ 2,195,663	\$ 2,128,930	\$ 446,769	\$ 266,838	\$ -	\$ -	\$ 8,332	\$ 1,917	\$ 723,856	32.97%
		Total	\$ 13,294,146	\$ 13,161,764								

Design and Construction M/WBE Report



School Name	Vendor Type	Vendor Name	Contracted Amount	Payments to Date	First Tier MBE Spend	First Tier WBE Spend	Additional MBE Spend	Additional WBE Spend	Second Tier MBE Spend	Second Tier WBE Spend	Total M/WBE Commitment Amount	Total M/WBE Committed Percentage
CLIFTON MIDDLE SCHOOL	Architect	CREB ARCHITECTS	\$ 434,471	\$ 425,828	\$ 434,471	\$ -	\$ 5,000	\$ 2,700	\$ -	\$ -	\$ 434,471	100.00%
CLIFTON MIDDLE SCHOOL	CMAR	DRYMALLA CONSTRUCTION CO.	\$ 5,816,360	\$ 5,816,360	\$ -	\$ -	\$ -	\$ -	\$ -	\$ -	\$ -	0.00%
CLIFTON MIDDLE SCHOOL	Other	VARIOUS VENDORS	\$ 1,664,135	\$ 1,634,854	\$ 689,719	\$ 379,262	\$ -	\$ -	\$ -	\$ -	\$ 1,068,981	64.24%
		Total	\$ 7,914,967	\$ 7,877,042								
CUNNINGHAM ELEMENTARY SCHOOL	Architect	PAGE SOUTHERLAND PAGE	\$ 607,551	\$ 600,456	\$ -	\$ -	\$ -	\$ -	\$ 72,728	\$ 19,660	\$ 92,388	15.21%
CUNNINGHAM ELEMENTARY SCHOOL	CMAR	DRYMALLA CONSTRUCTION CO.	\$ 80,378	\$ -	\$ -	\$ -	\$ -	\$ -	\$ 2,643,313	\$ 1,565,783	\$ 4,209,096	5236.63%
CUNNINGHAM ELEMENTARY SCHOOL	Other	VARIOUS VENDORS	\$ 15,254,733	\$ 15,206,137	\$ 795,887	\$ 350,962	\$ -	\$ -	\$ -	\$ -	\$ 1,146,849	7.52%
		Total	\$ 15,942,662	\$ 15,806,593								
DAVIS HIGH SCHOOL	Architect	PDG, INC.	\$ 320,073	\$ 299,627	\$ -	\$ -	\$ -	\$ -	\$ -	\$ 61,761	\$ 61,761	19.30%
DAVIS HIGH SCHOOL	CSP Contractor	STATE CONSTRUCTION, L. P.,	\$ 3,700,151	\$ 3,519,309	\$ -	\$ -	\$ -	\$ -	\$ 1,674,871	\$ 418,846	\$ 2,093,717	56.58%
DAVIS HIGH SCHOOL	Other	VARIOUS VENDORS	\$ 589,655	\$ 570,561	\$ 57,611	\$ 50,272	\$ -	\$ -	\$ -	\$ -	\$ 107,883	18.30%
		Total	\$ 4,609,880	\$ 4,389,497								
DEANDA ELEMENTARY SCHOOL	Architect	PROZIGN ARCHITECTS INC.	\$ 649,884	\$ 623,178	\$ -	\$ -	\$ -	\$ -	\$ -	\$ -	\$ -	0.00%
DEANDA ELEMENTARY SCHOOL	CMAR	TURNER CONSTRUCTION COMPANY	\$ 441,635	\$ -	\$ -	\$ -	\$ -	\$ -	\$ 774,213	\$ -	\$ 774,213	175.31%
DEANDA ELEMENTARY SCHOOL	Other	VARIOUS VENDORS	\$ 14,020,463	\$ 13,990,769	\$ 587,856	\$ 323,835	\$ -	\$ -	\$ -	\$ -	\$ 911,691	6.50%
		Total	\$ 15,111,982	\$ 14,613,947								
DECHAUMES ELEMENTARY SCHOOL	Architect	ARCTEC ASSOCIATES, INC.	\$ 895,067	\$ 842,962	\$ 895,067	\$ -	\$ 50,576	\$ 155,100	\$ -	\$ -	\$ 895,067	100.00%
DECHAUMES ELEMENTARY SCHOOL	CMAR	DUROTECH, LP	\$ 12,547,494	\$ 12,547,494	\$ -	\$ -	\$ -	\$ -	\$ -	\$ -	\$ -	0.00%
DECHAUMES ELEMENTARY SCHOOL	Other	VARIOUS VENDORS	\$ 4,531,594	\$ 4,427,454	\$ 1,068,884	\$ 321,146	\$ -	\$ -	\$ -	\$ -	\$ 1,390,030	30.67%
		Total	\$ 17,974,154	\$ 17,817,909								
EMERSON ELEMENTARY SCHOOL	Other	VARIOUS VENDORS	\$ 167,085	\$ 151,212	\$ 126,899	\$ 455	\$ -	\$ -	\$ -	\$ -	\$ 127,354	76.22%
		Total	\$ 167,085	\$ 151,212								
FIELD ELEMENTARY SCHOOL	Architect	HILL & SWART ARCHITECTS, INC.	\$ 53,123	\$ 53,123	\$ 53,123	\$ -	\$ -	\$ -	\$ -	\$ -	\$ 53,123	100.00%
FIELD ELEMENTARY SCHOOL	CSP Contractor	STATE CONSTRUCTION, L. P.,	\$ 457,162	\$ 457,162	\$ -	\$ -	\$ -	\$ -	\$ 237,992	\$ 85,940	\$ 323,932	70.86%
FIELD ELEMENTARY SCHOOL	Other	VARIOUS VENDORS	\$ 140,117	\$ 133,560	\$ 58,608	\$ 13,176	\$ -	\$ -	\$ -	\$ -	\$ 71,784	51.23%
		Total	\$ 650,403	\$ 643,845								
FOERSTER ELEMENTARY SCHOOL	Architect	HERMES ARCHITECTS, INC.	\$ 234,270	\$ 229,930	\$ -	\$ -	\$ -	\$ -	\$ 51,993	\$ 7,326	\$ 59,319	25.32%
FOERSTER ELEMENTARY SCHOOL	CSP Contractor	PRIME CONTRACTORS INC.	\$ 2,756,689	\$ 2,756,689	\$ -	\$ -	\$ -	\$ -	\$ 1,744,526	\$ 21,600	\$ 1,766,126	64.07%
FOERSTER ELEMENTARY SCHOOL	Other	VARIOUS VENDORS	\$ 569,136	\$ 240,274	\$ 93,367	\$ 45,175	\$ -	\$ -	\$ -	\$ -	\$ 138,542	24.34%
		Total	\$ 3,560,094	\$ 3,226,893								
FONDREN MIDDLE SCHOOL	Architect	SHW GROUP, INC.	\$ 131,097	\$ 129,371	\$ -	\$ -	\$ -	\$ -	\$ -	\$ 96,650	\$ 96,650	73.72%
FONDREN MIDDLE SCHOOL	CSP Contractor	STATE CONSTRUCTION, L. P.,	\$ 1,502,374	\$ 1,502,374	\$ -	\$ -	\$ -	\$ -	\$ 628,396	\$ 71,100	\$ 699,496	46.56%
FONDREN MIDDLE SCHOOL	Other	VARIOUS VENDORS	\$ 392,630	\$ 387,960	\$ 154,110	\$ 93,702	\$ -	\$ -	\$ -	\$ -	\$ 247,813	63.12%
		Total	\$ 2,026,100	\$ 2,019,704								
FONVILLE MIDDLE SCHOOL	Architect	PBK ARCHITECTS	\$ 564,282	\$ 554,160	\$ -	\$ -	\$ -	\$ -	\$ 122,500	\$ -	\$ 122,500	21.71%
FONVILLE MIDDLE SCHOOL	CSP Contractor	PRIME CONTRACTORS INC.	\$ 6,767,433	\$ 6,767,433	\$ -	\$ -	\$ -	\$ -	\$ 3,071,810	\$ 122,183	\$ 3,193,993	47.20%
FONVILLE MIDDLE SCHOOL	Other	VARIOUS VENDORS	\$ 1,539,841	\$ 1,499,797	\$ 385,906	\$ 164,050	\$ -	\$ -	\$ 11,198	\$ 2,200	\$ 563,354	36.59%
		Total	\$ 8,871,556	\$ 8,821,390								
FROST ELEMENTARY SCHOOL	Architect	RDC ARCHITECTS	\$ 875,044	\$ 869,042	\$ 875,044	\$ -	\$ 325,000	\$ 23,750	\$ -	\$ -	\$ 875,044	100.00%
FROST ELEMENTARY SCHOOL	CMAR	CADENCE MCSHANE CONSTRUCTION CO.	\$ 12,337,867	\$ 12,337,867	\$ -	\$ -	\$ -	\$ -	\$ 2,993,217	\$ 364,618	\$ 3,357,836	27.22%
FROST ELEMENTARY SCHOOL	Other	VARIOUS VENDORS	\$ 1,745,940	\$ 1,691,145	\$ 763,165	\$ 306,502	\$ -	\$ -	\$ -	\$ -	\$ 1,069,667	61.27%
		Total	\$ 14,958,851	\$ 14,898,054								
GRADY MIDDLE SCHOOL	Architect	GENSLER	\$ 701,573	\$ 690,454	\$ -	\$ -	\$ -	\$ -	\$ 164,765	\$ 12,000	\$ 176,765	25.20%
GRADY MIDDLE SCHOOL	CMAR	SATTERFIELD & PONTIKES CONST.	\$ 9,555,656	\$ 9,452,841	\$ -	\$ -	\$ -	\$ -	\$ 1,712,264	\$ 488,853	\$ 2,201,117	23.03%
GRADY MIDDLE SCHOOL	Other	VARIOUS VENDORS	\$ 2,354,984	\$ 2,337,980	\$ 1,002,262	\$ 207,566	\$ 177,949	\$ -	\$ -	\$ -	\$ 1,209,828	51.37%
		Total	\$ 12,612,213	\$ 12,481,275								
HENRY MIDDLE SCHOOL	Architect	PBK ARCHITECTS	\$ 105,946	\$ 104,194	\$ -	\$ -	\$ -	\$ -	\$ 15,458	\$ -	\$ 15,458	14.59%
HENRY MIDDLE SCHOOL	CSP Contractor	PRIME CONTRACTORS INC.	\$ 1,735,068	\$ 1,735,068	\$ -	\$ -	\$ -	\$ -	\$ -	\$ -	\$ -	0.00%
HENRY MIDDLE SCHOOL	Other	VARIOUS VENDORS	\$ 249,383	\$ 246,499	\$ 106,036	\$ 761	\$ -	\$ -	\$ -	\$ 1,805	\$ 108,602	43.55%
		Total	\$ 2,090,397	\$ 2,085,761								
HEROD ELEMENTARY SCHOOL	Architect	JOHN KIRKSEY ASSOCIATES INC.	\$ 914,532	\$ 909,745	\$ -	\$ -	\$ -	\$ -	\$ -	\$ -	\$ -	0.00%
HEROD ELEMENTARY SCHOOL	CMAR	ANSLOW BRYANT CONSTRUCTION, LTD.	\$ 12,270,972	\$ 12,131,462	\$ -	\$ -	\$ -	\$ -	\$ 2,352,486	\$ 226,562	\$ 2,579,048	21.02%
HEROD ELEMENTARY SCHOOL	Other	VARIOUS VENDORS	\$ 2,427,010	\$ 2,405,434	\$ 767,767	\$ 394,353	\$ -	\$ -	\$ -	\$ -	\$ 1,162,120	47.88%
		Total	\$ 15,612,514	\$ 15,446,640								
HORN ELEMENTARY SCHOOL	Architect	ENGLISH + ASSOCIATES ARCHITECTS, IN	\$ 912,230	\$ 857,030	\$ -	\$ 912,230	\$ -	\$ -	\$ -	\$ -	\$ 912,230	100.00%
HORN ELEMENTARY SCHOOL	CMAR	DRYMALLA CONSTRUCTION CO.	\$ 12,335,630	\$ 12,299,771	\$ -	\$ -	\$ -	\$ -	\$ 2,619,916	\$ 1,779,732	\$ 2,041,648	16.55%
HORN ELEMENTARY SCHOOL	Other	VARIOUS VENDORS	\$ 1,883,457	\$ 1,862,073	\$ 747,154	\$ 306,671	\$ -	\$ -	\$ -	\$ -	\$ 1,053,825	55.95%
		Total	\$ 15,131,317	\$ 15,018,874								
JONES HIGH SCHOOL	Architect	STOA INTERNATIONAL ARCHITECTS, INC.	\$ 244,007	\$ 229,067	\$ 244,007	\$ -	\$ 33,950	\$ -	\$ -	\$ -	\$ 244,007	100.00%
JONES HIGH SCHOOL	CSP Contractor	PRIME CONTRACTORS INC.	\$ 3,165,202	\$ 3,165,192	\$ -	\$ -	\$ -	\$ -	\$ -	\$ -	\$ -	0.00%
JONES HIGH SCHOOL	Other	VARIOUS VENDORS	\$ 1,171,084	\$ 916,117	\$ 77,554	\$ 95,791	\$ -	\$ -	\$ -	\$ -	\$ 173,345	14.80%
		Total	\$ 4,580,293	\$ 4,310,376								
KASHMERE HIGH SCHOOL	Architect	SMITH & COMPANY ARCHITECTS, INC.	\$ 176,363	\$ 135,542	\$ 176,363	\$ -	\$ -	\$ -	\$ -	\$ -	\$ 176,363	100.00%
KASHMERE HIGH SCHOOL	CMAR	COMEX CORPORATION	\$ 1,233,500	\$ 559,536	\$ -	\$ 1,233,500	\$ 13,180	\$ -	\$ -	\$ -	\$ 1,233,500	100.00%
KASHMERE HIGH SCHOOL	Other	VARIOUS VENDORS	\$ 940,557	\$ 918,900	\$ 92,237	\$ 110,590	\$ 2,787	\$ -	\$ -	\$ -	\$ 202,827	21.56%
		Total	\$ 2,350,420	\$ 1,613,979								
KELSO ELEMENTARY SCHOOL	Architect	SMITH & COMPANY ARCHITECTS, INC.	\$ 57,391	\$ 54,021	\$ 57,391	\$ -	\$ 18,134	\$ -	\$ -	\$ -	\$ 57,391	100.00%
KELSO ELEMENTARY SCHOOL	CSP Contractor	DT CONSTRUCTION	\$ 711,881	\$ 704,745	\$ -	\$ -	\$ -	\$ -	\$ 266,126	\$ 626,932	\$ 893,058	125.45%
KELSO ELEMENTARY SCHOOL	Other	VARIOUS VENDORS	\$ 279,075	\$ 243,399	\$ 158,020	\$ 16,906	\$ -	\$ -	\$ -	\$ -	\$ 174,926	62.68%
		Total	\$ 1,048,347	\$ 1,002,166								
LANIER MIDDLE SCHOOL	Architect	Natex Corporation	\$ 98,718	\$ 96,929	\$ -	\$ 98,718	\$ -	\$ -	\$ -	\$ -	\$ 98,718	100.00%
LANIER MIDDLE SCHOOL	CSP Contractor	PRIME CONTRACTORS INC.	\$ 1,059,506	\$ 1,059,268	\$ -	\$ -	\$ -	\$ -	\$ 175,983	\$ 537,145	\$ 713,128	67.31%
LANIER MIDDLE SCHOOL	Other	VARIOUS VENDORS	\$ 388,279	\$ 383,467	\$ 107,658	\$ 24,690	\$ -	\$ -	\$ -	\$ -	\$ 132,348	34.09%
		Total	\$ 1,546,503	\$ 1,539,664								

Design and Construction M/WBE Report



School Name	Vendor Type	Vendor Name	Contracted Amount	Payments to Date	First Tier MBE Spend	First Tier WBE Spend	Additional MBE Spend	Additional WBE Spend	Second Tier MBE Spend	Second Tier WBE Spend	Total M/WBE Commitment Amount	Total M/WBE Committed Percentage
LEE HIGH SCHOOL	Architect	SMITH & COMPANY ARCHITECTS, INC.	\$ 172,227	\$ 166,400	\$ 172,227	\$ -	\$ 73,757	\$ -	\$ -	\$ -	\$ 172,227	100.00%
LEE HIGH SCHOOL	CMAR	CADENCE MCSHANE CONSTRUCTION CO.	\$ 1,055,286	\$ 1,031,454	\$ -	\$ -	\$ -	\$ -	\$ 392,836	\$ -	\$ 392,836	37.23%
LEE HIGH SCHOOL	Other	VARIOUS VENDORS	\$ 1,259,374	\$ 1,208,814	\$ 228,899	\$ 113,170	\$ -	\$ -	\$ -	\$ 780	\$ 342,849	27.22%
		Total	\$ 2,486,888	\$ 2,406,669								
LEWIS ELEMENTARY SCHOOL	Architect	MOLINA WALKER ARCHITECTS, INC.	\$ 1,105,829	\$ 1,093,892	\$ -	\$ 1,105,829	\$ -	\$ 26,800	\$ -	\$ -	\$ 1,105,829	100.00%
LEWIS ELEMENTARY SCHOOL	CMAR	DRYMALLA CONSTRUCTION CO.	\$ 13,526,543	\$ 13,524,943	\$ -	\$ -	\$ -	\$ -	\$ 3,423,380	\$ 1,000,408	\$ 4,423,788	32.70%
LEWIS ELEMENTARY SCHOOL	Other	VARIOUS VENDORS	\$ 8,149,985	\$ 8,099,314	\$ 1,144,528	\$ 651,752	\$ -	\$ -	\$ -	\$ -	\$ 1,796,280	22.04%
		Total	\$ 22,782,357	\$ 22,718,150								
LONG MIDDLE SCHOOL	Architect	VLK ARCHITECTS	\$ 489,756	\$ 478,124	\$ -	\$ -	\$ -	\$ -	\$ 2,900	\$ -	\$ 2,900	0.59%
LONG MIDDLE SCHOOL	CSP Contractor	FORT BEND MECHANICAL LTD.	\$ 6,622,303	\$ 6,394,722	\$ -	\$ -	\$ -	\$ -	\$ 1,842,734	\$ 130,518	\$ 1,973,252	29.80%
LONG MIDDLE SCHOOL	Other	VARIOUS VENDORS	\$ 1,641,700	\$ 1,436,444	\$ 599,835	\$ 278,870	\$ 60,750	\$ -	\$ -	\$ -	\$ 878,705	53.52%
		Total	\$ 8,753,759	\$ 8,309,289								
LOVE ELEMENTARY SCHOOL	Architect	Natex Corporation	\$ 51,675	\$ 50,683	\$ -	\$ 51,675	\$ -	\$ -	\$ -	\$ -	\$ 51,675	100.00%
LOVE ELEMENTARY SCHOOL	CMAR	DRYMALLA CONSTRUCTION CO.	\$ 704,424	\$ 694,424	\$ -	\$ -	\$ -	\$ -	\$ -	\$ -	\$ -	0.00%
LOVE ELEMENTARY SCHOOL	Other	VARIOUS VENDORS	\$ 141,426	\$ 131,782	\$ 67,293	\$ 16,733	\$ -	\$ -	\$ -	\$ -	\$ 84,026	59.41%
		Total	\$ 897,526	\$ 876,888								
LOVETT ELEMENTARY SCHOOL	Architect	PGAL	\$ 957,975	\$ 946,225	\$ -	\$ -	\$ -	\$ -	\$ -	\$ -	\$ -	0.00%
LOVETT ELEMENTARY SCHOOL	CMAR	DRYMALLA CONSTRUCTION CO.	\$ 12,477,824	\$ 12,477,824	\$ -	\$ -	\$ -	\$ -	\$ 1,498,469	\$ 183,483	\$ 1,681,952	13.48%
LOVETT ELEMENTARY SCHOOL	Other	VARIOUS VENDORS	\$ 2,818,742	\$ 2,791,473	\$ 766,835	\$ 325,947	\$ -	\$ -	\$ -	\$ -	\$ 1,092,782	38.77%
		Total	\$ 16,254,541	\$ 16,215,522								
MARSHALL MIDDLE SCHOOL	Architect	PDG, INC.	\$ 282,523	\$ 273,528	\$ -	\$ -	\$ -	\$ -	\$ -	\$ 118,721	\$ 118,721	42.02%
MARSHALL MIDDLE SCHOOL	CSP Contractor	STATE CONSTRUCTION, L. P.,	\$ 3,070,483	\$ 2,988,361	\$ -	\$ -	\$ -	\$ -	\$ 1,682,413	\$ 418,846	\$ 2,101,259	68.43%
MARSHALL MIDDLE SCHOOL	Other	VARIOUS VENDORS	\$ 1,591,045	\$ 1,545,950	\$ 227,592	\$ 125,100	\$ 600	\$ -	\$ -	\$ -	\$ 352,692	22.17%
		Total	\$ 4,944,051	\$ 4,807,839								
MARTINEZ, C. ELEMENTARY SCHOOL	Architect	PDG, INC.	\$ 121,525	\$ 117,875	\$ -	\$ -	\$ -	\$ -	\$ -	\$ 43,403	\$ 43,403	35.72%
MARTINEZ, C. ELEMENTARY SCHOOL	CSP Contractor	STATE CONSTRUCTION, L. P.,	\$ 1,769,742	\$ 1,662,253	\$ -	\$ -	\$ -	\$ -	\$ -	\$ -	\$ -	0.00%
MARTINEZ, C. ELEMENTARY SCHOOL	Other	VARIOUS VENDORS	\$ 687,763	\$ 678,629	\$ 116,849	\$ 41,615	\$ -	\$ -	\$ -	\$ -	\$ 158,464	23.04%
		Total	\$ 2,579,030	\$ 2,458,757								
MCNAMARA ELEMENTARY SCHOOL	Architect	PDG, INC.	\$ 148,648	\$ 145,645	\$ -	\$ -	\$ -	\$ -	\$ -	\$ 40,045	\$ 40,045	26.94%
MCNAMARA ELEMENTARY SCHOOL	CSP Contractor	FORT BEND MECHANICAL LTD.	\$ 1,542,905	\$ 1,542,905	\$ -	\$ -	\$ -	\$ -	\$ 221,752	\$ 324,115	\$ 545,867	35.38%
MCNAMARA ELEMENTARY SCHOOL	Other	VARIOUS VENDORS	\$ 288,943	\$ 288,943	\$ 93,281	\$ 48,673	\$ -	\$ -	\$ -	\$ -	\$ 141,954	49.13%
		Total	\$ 1,980,496	\$ 1,977,493								
MEMORIAL ELEMENTARY SCHOOL	Architect	HILL & SWART ARCHITECTS, INC.	\$ 56,336	\$ 56,336	\$ 56,336	\$ -	\$ -	\$ -	\$ -	\$ -	\$ 56,336	100.00%
MEMORIAL ELEMENTARY SCHOOL	CSP Contractor	STATE CONSTRUCTION, L. P.,	\$ 615,577	\$ 615,577	\$ -	\$ -	\$ -	\$ -	\$ -	\$ -	\$ -	0.00%
MEMORIAL ELEMENTARY SCHOOL	Other	VARIOUS VENDORS	\$ 103,812	\$ 99,592	\$ 51,102	\$ 12,285	\$ -	\$ -	\$ -	\$ -	\$ 63,387	61.06%
		Total	\$ 775,726	\$ 771,506								
MILNE ELEMENTARY SCHOOL	Architect	SHW GROUP, INC.	\$ 181,089	\$ 178,708	\$ -	\$ -	\$ -	\$ -	\$ 10,000	\$ 69,112	\$ 79,112	43.69%
MILNE ELEMENTARY SCHOOL	CSP Contractor	STATE CONSTRUCTION, L. P.,	\$ 2,084,936	\$ 2,084,936	\$ -	\$ -	\$ -	\$ -	\$ 628,396	\$ -	\$ 628,396	30.14%
MILNE ELEMENTARY SCHOOL	Other	VARIOUS VENDORS	\$ 312,774	\$ 214,102	\$ 67,058	\$ 56,905	\$ -	\$ -	\$ -	\$ -	\$ 123,962	39.63%
		Total	\$ 2,578,799	\$ 2,477,746								
NORTHLINE ELEMENTARY SCHOOL	Architect	SHW GROUP, INC.	\$ 217,537	\$ 217,537	\$ -	\$ -	\$ -	\$ -	\$ 31,123	\$ 93,950	\$ 125,073	57.50%
NORTHLINE ELEMENTARY SCHOOL	CSP Contractor	DT CONSTRUCTION	\$ 2,741,789	\$ 2,741,789	\$ -	\$ -	\$ -	\$ -	\$ 679,569	\$ 208,995	\$ 888,564	32.41%
NORTHLINE ELEMENTARY SCHOOL	Other	VARIOUS VENDORS	\$ 642,447	\$ 611,123	\$ 146,665	\$ 101,457	\$ 4,840	\$ -	\$ -	\$ -	\$ 248,122	38.62%
		Total	\$ 3,601,773	\$ 3,570,449								
OSBORNE ELEMENTARY SCHOOL	Architect	PGAL	\$ 222,483	\$ 216,763	\$ -	\$ -	\$ -	\$ -	\$ 98,000	\$ -	\$ 98,000	44.05%
OSBORNE ELEMENTARY SCHOOL	CSP Contractor	PRIME CONTRACTORS INC.	\$ 2,986,198	\$ 2,984,312	\$ -	\$ -	\$ -	\$ -	\$ -	\$ -	\$ -	0.00%
OSBORNE ELEMENTARY SCHOOL	Other	VARIOUS VENDORS	\$ 711,613	\$ 635,703	\$ 153,485	\$ 100,571	\$ 1,551	\$ -	\$ -	\$ -	\$ 254,056	35.70%
		Total	\$ 3,920,294	\$ 3,836,778								
PECK ELEMENTARY SCHOOL	Architect	TAFT ARCHITECTS	\$ 648,698	\$ 634,106	\$ -	\$ -	\$ -	\$ -	\$ 85,000	\$ -	\$ 85,000	13.10%
PECK ELEMENTARY SCHOOL	CMAR	TURNER CONSTRUCTION COMPANY	\$ 393,228	\$ 175,558	\$ -	\$ -	\$ -	\$ -	\$ 718,608	\$ -	\$ 718,608	182.75%
PECK ELEMENTARY SCHOOL	Other	VARIOUS VENDORS	\$ 16,270,243	\$ 16,175,918	\$ 682,306	\$ 367,440	\$ -	\$ -	\$ -	\$ -	\$ 1,049,746	6.45%
		Total	\$ 17,312,169	\$ 16,985,582								
POE ELEMENTARY SCHOOL	Architect	Natex Corporation	\$ 116,027	\$ 113,768	\$ -	\$ 116,027	\$ -	\$ -	\$ -	\$ -	\$ 116,027	100.00%
POE ELEMENTARY SCHOOL	CSP Contractor	PRIME CONTRACTORS INC.	\$ 1,633,402	\$ 1,631,754	\$ -	\$ -	\$ -	\$ -	\$ -	\$ -	\$ -	0.00%
POE ELEMENTARY SCHOOL	Other	VARIOUS VENDORS	\$ 114,984	\$ 104,143	\$ 50,824	\$ 26,789	\$ -	\$ -	\$ -	\$ -	\$ 77,612	67.50%
		Total	\$ 1,864,413	\$ 1,849,666								
ROOSEVELT ELEMENTARY SCHOOL	Architect	RWS ARCHITECTS, INC.	\$ 664,261	\$ 637,720	\$ -	\$ 664,261	\$ -	\$ 181,285	\$ -	\$ -	\$ 664,261	100.00%
ROOSEVELT ELEMENTARY SCHOOL	CMAR	GAMMA CONSTRUCTION COMPANY INC.	\$ 102,647	\$ -	\$ -	\$ -	\$ -	\$ -	\$ 1,107,311	\$ 6,500	\$ 1,113,811	1085.09%
ROOSEVELT ELEMENTARY SCHOOL	Other	VARIOUS VENDORS	\$ 14,867,296	\$ 14,744,369	\$ 769,922	\$ 298,229	\$ -	\$ -	\$ -	\$ -	\$ 1,068,151	7.18%
		Total	\$ 15,634,204	\$ 15,382,090								
SHADOWBRIAR ELEMENTARY SCHOOL	Architect	PMP ARCHITECTS	\$ 119,148	\$ 116,269	\$ -	\$ -	\$ -	\$ -	\$ -	\$ 43,913	\$ 43,913	36.86%
SHADOWBRIAR ELEMENTARY SCHOOL	CSP Contractor	HORIZON INTERNATIONAL GROUP	\$ 1,499,450	\$ 1,498,950	\$ 1,499,450	\$ -	\$ 141,283	\$ -	\$ -	\$ -	\$ 1,499,450	100.00%
SHADOWBRIAR ELEMENTARY SCHOOL	Other	VARIOUS VENDORS	\$ 304,696	\$ 297,992	\$ 179,729	\$ 16,072	\$ -	\$ -	\$ -	\$ -	\$ 195,801	64.26%
		Total	\$ 1,923,294	\$ 1,913,210								
VALLEY WEST ELEMENTARY SCHOOL	Architect	PMP ARCHITECTS	\$ 412,100	\$ 407,100	\$ -	\$ -	\$ -	\$ -	\$ -	\$ -	\$ -	0.00%
VALLEY WEST ELEMENTARY SCHOOL	CMAR	SATTERFIELD & PONTIKES CONST.	\$ 5,461,425	\$ 5,461,425	\$ -	\$ -	\$ -	\$ -	\$ 4,475,374	\$ -	\$ 4,475,374	81.95%
VALLEY WEST ELEMENTARY SCHOOL	Other	VARIOUS VENDORS	\$ 1,815,449	\$ 1,712,662	\$ 495,779	\$ 217,880	\$ -	\$ -	\$ -	\$ -	\$ 713,659	39.31%
		Total	\$ 7,688,973	\$ 7,581,186								
WELCH MIDDLE SCHOOL	Architect	HERMES ARCHITECTS, INC.	\$ 344,450	\$ 337,616	\$ -	\$ -	\$ -	\$ -	\$ 75,367	\$ 11,954	\$ 87,321	25.35%
WELCH MIDDLE SCHOOL	CSP Contractor	PRIME CONTRACTORS INC.	\$ 4,492,266	\$ 4,478,075	\$ -	\$ -	\$ -	\$ -	\$ -	\$ -	\$ -	0.00%
WELCH MIDDLE SCHOOL	Other	VARIOUS VENDORS	\$ 1,011,775	\$ 932,123	\$ 140,393	\$ 105,851	\$ -	\$ -	\$ -	\$ -	\$ 246,244	24.34%
		Total	\$ 5,848,492	\$ 5,747,814								
WHARTON K-8 DUAL LANGUAGE ACADEMY	Architect	PARRA DESIGN GROUP, LTD.	\$ 44,800	\$ 41,328	\$ 44,800	\$ -	\$ -	\$ -	\$ -	\$ -	\$ 44,800	100.00%
WHARTON K-8 DUAL LANGUAGE ACADEMY	Other	VARIOUS VENDORS	\$ 692,054	\$ 627,870	\$ 494,613	\$ 4,320	\$ -	\$ -	\$ -	\$ -	\$ 498,933	72.09%
		Total	\$ 736,854	\$ 669,198								

Design and Construction M/WBE Report



School Name	Vendor Type	Vendor Name	Contracted Amount	Payments to Date	First Tier MBE Spend	First Tier WBE Spend	Additional MBE Spend	Additional WBE Spend	Second Tier MBE Spend	Second Tier WBE Spend	Total M/WBE Commitment Amount	Total M/WBE Committed Percentage
WHITE ELEMENTARY SCHOOL	Architect	SMITH & COMPANY ARCHITECTS, INC.	\$ 192,417	\$ 186,022	\$ 192,417	\$ -	\$ 77,108	\$ -	\$ -	\$ -	\$ 192,417	100.00%
WHITE ELEMENTARY SCHOOL	CMAR	CADENCE MCSHANE CONSTRUCTION CO.	\$ 2,367,386	\$ 2,208,278	\$ -	\$ -	\$ -	\$ -	\$ 971,991	\$ -	\$ 971,991	41.06%
WHITE ELEMENTARY SCHOOL	Other	VARIOUS VENDORS	\$ 320,908	\$ 274,491	\$ 73,291	\$ 40,583	\$ -	\$ -	\$ -	\$ 2,978	\$ 116,852	36.41%
		Total	\$ 2,880,712	\$ 2,668,791								
ALCOTT ELEMENTARY SCHOOL	Architect	MERRIMAN HOLT ARCHITECTS	\$ 269,409	\$ 216,462	\$ -	\$ -	\$ -	\$ -	\$ 74,032	\$ -	\$ 74,032	27.48%
ALCOTT ELEMENTARY SCHOOL	CSP Contractor	PRIME CONTRACTORS INC.	\$ 3,845,855	\$ 2,130,263	\$ -	\$ -	\$ -	\$ -	\$ 1,144,359	\$ 889,599	\$ 2,033,958	52.89%
ALCOTT ELEMENTARY SCHOOL	Other	VARIOUS VENDORS	\$ 330,349	\$ 246,760	\$ 186,326	\$ -	\$ -	\$ -	\$ -	\$ -	\$ 186,326	56.40%
		Total	\$ 4,445,613	\$ 2,593,484								
ALLEN ELEMENTARY SCHOOL	Architect	MATRIX SPENCER INC	\$ 675,933	\$ 661,739	\$ -	\$ -	\$ -	\$ -	\$ -	\$ -	\$ -	0.00%
ALLEN ELEMENTARY SCHOOL	CMAR	COMEX CORPORATION	\$ 12,426,849	\$ 11,729,068	\$ -	\$ 12,426,849	\$ 241,976	\$ 877,421	\$ -	\$ -	\$ 12,426,849	100.00%
ALLEN ELEMENTARY SCHOOL	Other	VARIOUS VENDORS	\$ 3,719,789	\$ 3,512,358	\$ 873,353	\$ 409,495	\$ -	\$ -	\$ -	\$ -	\$ 1,282,848	34.49%
		Total	\$ 16,822,571	\$ 15,903,165								
ATHERTON ELEMENTARY SCHOOL	Architect	IDG ARCHITECTURE	\$ 706,358	\$ 608,899	\$ 706,358	\$ -	\$ -	\$ -	\$ -	\$ -	\$ 706,358	100.00%
ATHERTON ELEMENTARY SCHOOL	CMAR	CADENCE MCSHANE CONSTRUCTION CO.	\$ 12,521,544	\$ 7,208,589	\$ -	\$ -	\$ -	\$ -	\$ -	\$ -	\$ -	0.00%
ATHERTON ELEMENTARY SCHOOL	Other	VARIOUS VENDORS	\$ 502,705	\$ 437,344	\$ 118,602	\$ 18,667	\$ -	\$ -	\$ -	\$ -	\$ 137,268	27.31%
		Total	\$ 13,730,607	\$ 8,254,832								
ATTUCKS MIDDLE SCHOOL	Architect	STOA INTERNATIONAL ARCHITECTS, INC.	\$ 262,709	\$ 255,166	\$ 262,709	\$ -	\$ 27,712	\$ -	\$ -	\$ -	\$ 262,709	100.00%
ATTUCKS MIDDLE SCHOOL	CSP Contractor	PRIME CONTRACTORS INC.	\$ 2,921,024	\$ 2,921,024	\$ -	\$ -	\$ -	\$ -	\$ 1,700,048	\$ 367,188	\$ 2,067,236	70.77%
ATTUCKS MIDDLE SCHOOL	Other	VARIOUS VENDORS	\$ 457,714	\$ 446,604	\$ 126,537	\$ 4,950	\$ -	\$ -	\$ -	\$ -	\$ 131,487	28.73%
		Total	\$ 3,641,447	\$ 3,622,794								
AUSTIN HIGH SCHOOL	Architect	AUTOARCH	\$ 192,197	\$ 182,288	\$ -	\$ 192,197	\$ -	\$ -	\$ -	\$ -	\$ 192,197	100.00%
AUSTIN HIGH SCHOOL	CSP Contractor	DT CONSTRUCTION	\$ 2,482,121	\$ 536,539	\$ -	\$ -	\$ -	\$ -	\$ -	\$ -	\$ -	0.00%
AUSTIN HIGH SCHOOL	Other	VARIOUS VENDORS	\$ 655,289	\$ 641,996	\$ 50,067	\$ 915	\$ -	\$ -	\$ -	\$ 27,311	\$ 78,294	11.95%
		Total	\$ 3,329,607	\$ 1,360,823								
BELLAIRE HIGH SCHOOL	Architect	GENSLER	\$ 884,096	\$ 792,515	\$ -	\$ -	\$ -	\$ -	\$ 186,425	\$ 26,060	\$ 212,485	24.03%
BELLAIRE HIGH SCHOOL	CMAR	SATTERFIELD & PONTIKES CONST.	\$ 11,419,341	\$ 10,041,468	\$ -	\$ -	\$ -	\$ -	\$ 3,884,532	\$ 9,575	\$ 3,894,107	34.10%
BELLAIRE HIGH SCHOOL	Other	VARIOUS VENDORS	\$ 2,279,328	\$ 1,129,974	\$ 755,996	\$ 247,474	\$ -	\$ -	\$ -	\$ -	\$ 1,003,470	44.02%
		Total	\$ 14,582,766	\$ 11,963,957								
BLACK MIDDLE SCHOOL	Architect	FEHR GROSSMAN COX ARCHITECTS, INC.	\$ 358,221	\$ 351,455	\$ -	\$ -	\$ -	\$ -	\$ 138,076	\$ -	\$ 138,076	38.55%
BLACK MIDDLE SCHOOL	CSP Contractor	MINER-DEDERICK CONSTRUCTION	\$ 4,072,147	\$ 4,021,431	\$ -	\$ -	\$ -	\$ -	\$ 1,745,500	\$ 46,018	\$ 1,791,518	43.99%
BLACK MIDDLE SCHOOL	Other	VARIOUS VENDORS	\$ 644,057	\$ 532,800	\$ 255,769	\$ 41,600	\$ -	\$ -	\$ -	\$ -	\$ 297,369	46.17%
		Total	\$ 5,074,425	\$ 4,905,686								
BRIARMEADOW CHARTER	CSP Contractor	PYRAMID CONSTRUCTORS, INC.	\$ 490,502	\$ 174,981	\$ -	\$ -	\$ -	\$ -	\$ 100,712	\$ -	\$ 100,712	20.53%
BRIARMEADOW CHARTER	Other	VARIOUS VENDORS	\$ 269,850	\$ 199,948	\$ 136,056	\$ 22,046	\$ 20,400	\$ -	\$ -	\$ -	\$ 158,102	58.59%
		Total	\$ 760,352	\$ 374,929								
BROWNING ELEMENTARY SCHOOL	Architect	AMBROSE & McENANY AND HOUSE ARCHITECTS	\$ 133,915	\$ 117,622	\$ -	\$ -	\$ -	\$ -	\$ 54,918	\$ -	\$ 54,918	41.01%
BROWNING ELEMENTARY SCHOOL	CSP Contractor	RHI-JOC (PRIME)	\$ 1,248,654	\$ -	\$ 1,248,654	\$ -	\$ -	\$ -	\$ -	\$ -	\$ 1,248,654	100.00%
BROWNING ELEMENTARY SCHOOL	Other	VARIOUS VENDORS	\$ 280,384	\$ 246,703	\$ 115,891	\$ 27,380	\$ -	\$ -	\$ -	\$ -	\$ 143,271	51.10%
		Total	\$ 1,662,954	\$ 364,324								
BURNET ELEMENTARY SCHOOL	Architect	AUTOARCH	\$ 72,590	\$ 62,382	\$ -	\$ 72,590	\$ -	\$ -	\$ -	\$ -	\$ 72,590	100.00%
BURNET ELEMENTARY SCHOOL	CSP Contractor	DT CONSTRUCTION	\$ 832,092	\$ 225,024	\$ -	\$ -	\$ -	\$ -	\$ -	\$ -	\$ -	0.00%
BURNET ELEMENTARY SCHOOL	Other	VARIOUS VENDORS	\$ 102,698	\$ 96,648	\$ 12,536	\$ 40,403	\$ -	\$ -	\$ -	\$ -	\$ 52,939	51.55%
		Total	\$ 1,007,380	\$ 384,054								
BURRUS ELEMENTARY SCHOOL	Architect	LLEWELYN-DAVIES SAHNI INC.	\$ 96,958	\$ 83,826	\$ 96,958	\$ -	\$ 14,667	\$ -	\$ -	\$ -	\$ 96,958	100.00%
BURRUS ELEMENTARY SCHOOL	CSP Contractor	HORIZON INTERNATIONAL GROUP	\$ 1,283,000	\$ 178,052	\$ 1,283,000	\$ -	\$ 71,611	\$ -	\$ -	\$ -	\$ 1,283,000	100.00%
BURRUS ELEMENTARY SCHOOL	Other	VARIOUS VENDORS	\$ 241,658	\$ 214,269	\$ 110,940	\$ -	\$ -	\$ -	\$ -	\$ 400	\$ 111,340	46.07%
		Total	\$ 1,621,616	\$ 476,146								
CARNEGIE VANGUARD HIGH SCHOOL	Architect	REY DE LA REZA ARCHITECTS	\$ 1,373,691	\$ 1,308,566	\$ 1,373,691	\$ -	\$ 109,000	\$ 16,720	\$ -	\$ -	\$ 1,373,691	100.00%
CARNEGIE VANGUARD HIGH SCHOOL	CMAR	TURNER CONSTRUCTION COMPANY	\$ 14,952,785	\$ 13,319,743	\$ -	\$ -	\$ -	\$ -	\$ 2,064,210	\$ 621,817	\$ 2,686,027	17.96%
CARNEGIE VANGUARD HIGH SCHOOL	Other	VARIOUS VENDORS	\$ 2,053,756	\$ 999,815	\$ 894,946	\$ 281,666	\$ -	\$ -	\$ -	\$ -	\$ 1,176,612	57.29%
		Total	\$ 18,380,232	\$ 15,628,123								
CARRILLO ELEMENTARY SCHOOL	Architect	SUSTAITA ASSOCIATES A.I.A., INC.	\$ 145,706	\$ 128,704	\$ 145,706	\$ -	\$ -	\$ -	\$ -	\$ -	\$ 145,706	100.00%
CARRILLO ELEMENTARY SCHOOL	CMAR	DRYMALLA CONSTRUCTION CO.	\$ 1,577,000	\$ 159,189	\$ -	\$ -	\$ -	\$ -	\$ -	\$ -	\$ -	0.00%
CARRILLO ELEMENTARY SCHOOL	Other	VARIOUS VENDORS	\$ 95,994	\$ 90,715	\$ 20,012	\$ 39,275	\$ -	\$ -	\$ -	\$ -	\$ 59,287	61.76%
		Total	\$ 1,818,699	\$ 378,609								
CARTER CAREER CENTER	Architect	REY DE LA REZA ARCHITECTS	\$ 162,338	\$ 148,018	\$ 162,338	\$ -	\$ -	\$ -	\$ -	\$ -	\$ 162,338	100.00%
CARTER CAREER CENTER	Other	VARIOUS VENDORS	\$ 1,628,050	\$ 1,543,484	\$ 688,943	\$ 265,989	\$ -	\$ -	\$ -	\$ -	\$ 954,932	58.65%
		Total	\$ 1,790,388	\$ 1,691,503								
CONTEMPORARY LEARNING CENTER HIGH SCHOOL (YWCAP)	Other	VARIOUS VENDORS	\$ 1,127,763	\$ 1,119,973	\$ 614,886	\$ 229,352	\$ 22,570	\$ -	\$ -	\$ -	\$ 844,239	74.86%
		Total	\$ 1,127,763	\$ 1,119,973								
CRESPO ELEMENTARY SCHOOL	Architect	PROZIGN ARCHITECTS INC.	\$ 172,737	\$ 132,648	\$ -	\$ -	\$ -	\$ -	\$ -	\$ -	\$ -	0.00%
CRESPO ELEMENTARY SCHOOL	CSP Contractor	RHI-JOC (PRIME)	\$ 2,141,816	\$ 59,334	\$ 2,141,816	\$ -	\$ -	\$ -	\$ -	\$ -	\$ 2,141,816	100.00%
CRESPO ELEMENTARY SCHOOL	Other	VARIOUS VENDORS	\$ 211,961	\$ 193,504	\$ 29,461	\$ 47,133	\$ -	\$ -	\$ -	\$ -	\$ 76,594	36.14%
		Total	\$ 2,526,514	\$ 385,486								
DEZAVALA ELEMENTARY SCHOOL	Architect	PARRA DESIGN GROUP, LTD.	\$ 57,400	\$ 45,217	\$ 57,400	\$ -	\$ -	\$ -	\$ -	\$ -	\$ 57,400	100.00%
DE ZAVALA ELEMENTARY SCHOOL	CSP Contractor	HORIZON INTERNATIONAL GROUP	\$ 536,906	\$ 151,744	\$ 536,906	\$ -	\$ -	\$ -	\$ -	\$ -	\$ 536,906	100.00%
DEZAVALA ELEMENTARY SCHOOL	Other	VARIOUS VENDORS	\$ 126,288	\$ 106,877	\$ 67,393	\$ -	\$ -	\$ -	\$ -	\$ -	\$ 67,393	53.36%
		Total	\$ 720,594	\$ 303,838								
DURKEE ELEMENTARY SCHOOL	Architect	PGAL	\$ 417,927	\$ 384,270	\$ -	\$ -	\$ -	\$ -	\$ -	\$ -	\$ -	0.00%
DURKEE ELEMENTARY SCHOOL	CSP Contractor	PRIME CONTRACTORS INC.	\$ 4,720,347	\$ 4,572,484	\$ -	\$ -	\$ -	\$ -	\$ 1,664,687	\$ -	\$ 1,664,687	35.27%
DURKEE ELEMENTARY SCHOOL	Other	VARIOUS VENDORS	\$ 594,542	\$ 565,101	\$ 98,853	\$ 24,992	\$ -	\$ -	\$ -	\$ 2,138	\$ 125,983	21.19%
		Total	\$ 5,732,816	\$ 5,521,855								
EASTWOOD ACADEMY	Architect	PROZIGN ARCHITECTS INC.	\$ 411,748	\$ 299,380	\$ -	\$ -	\$ -	\$ -	\$ -	\$ -	\$ -	0.00%
EASTWOOD ACADEMY	CMAR	GAMMA CONSTRUCTION COMPANY INC.	\$ 5,363,673	\$ 224,048	\$ -	\$ -	\$ -	\$ -	\$ -	\$ -	\$ -	0.00%
EASTWOOD ACADEMY	Other	VARIOUS VENDORS	\$ 464,286	\$ 337,264	\$ 162,295	\$ 19,035	\$ -	\$ -	\$ -	\$ -	\$ 181,330	39.06%
		Total	\$ 6,239,707	\$ 860,693								

Design and Construction M/WBE Report



School Name	Vendor Type	Vendor Name	Contracted Amount	Payments to Date	First Tier MBE Spend	First Tier WBE Spend	Additional MBE Spend	Additional WBE Spend	Second Tier MBE Spend	Second Tier WBE Spend	Total M/WBE Commitment Amount	Total M/WBE Committed Percentage
EDISON MIDDLE SCHOOL	Architect	PARRA DESIGN GROUP, LTD.	\$ 58,711	\$ 46,192	\$ 58,711	\$ -	\$ -	\$ -	\$ -	\$ -	\$ 58,711	100.00%
EDISON MIDDLE SCHOOL	CSP Contractor	HORIZON INTERNATIONAL GROUP	\$ 750,851	\$ 214,959	\$ -	\$ -	\$ -	\$ -	\$ -	\$ -	\$ 750,851	100.00%
EDISON MIDDLE SCHOOL	Other	VARIOUS VENDORS	\$ 199,272	\$ 192,615	\$ 74,668	\$ -	\$ -	\$ -	\$ -	\$ -	\$ 74,668	37.47%
		Total	\$ 1,008,834	\$ 453,766								
FLEMING MIDDLE SCHOOL	Architect	ARCTEC ASSOCIATES, INC.	\$ 412,323	\$ 356,457	\$ 412,323	\$ -	\$ -	\$ -	\$ -	\$ -	\$ 412,323	100.00%
FLEMING MIDDLE SCHOOL	CSP Contractor	PRIME CONTRACTORS INC.	\$ 5,374,482	\$ 4,508,062	\$ -	\$ -	\$ -	\$ -	\$ 743,348	\$ 337,000	\$ 1,080,348	20.10%
FLEMING MIDDLE SCHOOL	Other	VARIOUS VENDORS	\$ 1,013,762	\$ 637,940	\$ 249,217	\$ 265,061	\$ -	\$ -	\$ -	\$ -	\$ 514,278	50.73%
		Total	\$ 6,800,567	\$ 5,502,458								
FURR HIGH SCHOOL	Architect	PROZIGN ARCHITECTS INC.	\$ 635,052	\$ 607,182	\$ -	\$ -	\$ -	\$ -	\$ -	\$ -	\$ -	0.00%
FURR HIGH SCHOOL	CSP Contractor	JEFFREY C. STONE, INC.	\$ 7,002,484	\$ 6,330,531	\$ -	\$ -	\$ -	\$ -	\$ 1,753,300	\$ -	\$ 1,753,300	25.04%
FURR HIGH SCHOOL	Other	VARIOUS VENDORS	\$ 1,923,485	\$ 1,694,991	\$ 311,814	\$ 354,463	\$ -	\$ -	\$ -	\$ -	\$ 666,276	34.64%
		Total	\$ 9,561,022	\$ 8,632,704								
GALLEGOS ELEMENTARY SCHOOL	Architect	RDC ARCHITECTS	\$ 182,627	\$ 136,273	\$ 182,627	\$ -	\$ 8,000	\$ 9,500	\$ -	\$ -	\$ 182,627	100.00%
GALLEGOS ELEMENTARY SCHOOL	CSP Contractor	PYRAMID CONSTRUCTORS, INC.	\$ 2,149,654	\$ -	\$ -	\$ -	\$ -	\$ -	\$ 633,767	\$ 530,000	\$ 1,163,767	54.14%
GALLEGOS ELEMENTARY SCHOOL	Other	VARIOUS VENDORS	\$ 183,930	\$ 146,289	\$ 53,343	\$ 37,987	\$ -	\$ -	\$ -	\$ -	\$ 91,329	49.65%
		Total	\$ 2,516,211	\$ 282,562								
GARDEN OAKS ELEMENTARY SCHOOL	Other	VARIOUS VENDORS	\$ 124,481	\$ 124,481	\$ 71,678	\$ 450	\$ -	\$ -	\$ -	\$ -	\$ 72,128	57.94%
		Total	\$ 124,481	\$ 124,481								
GRISSOM ELEMENTARY SCHOOL	Architect	MLB AND ASSOCIATES, LLC	\$ 198,182	\$ 143,030	\$ 198,182	\$ -	\$ 92,422	\$ -	\$ -	\$ -	\$ 198,182	100.00%
GRISSOM ELEMENTARY SCHOOL	Other	VARIOUS VENDORS	\$ 111,778	\$ 107,259	\$ 57,477	\$ 450	\$ -	\$ -	\$ -	\$ -	\$ 57,927	51.82%
		Total	\$ 309,961	\$ 250,289								
HAMILTON MIDDLE SCHOOL	Architect	AMBROSE & McENANY AND HOUSE ARCHITECTS	\$ 99,979	\$ 86,709	\$ -	\$ -	\$ -	\$ -	\$ 42,725	\$ -	\$ 42,725	42.73%
HAMILTON MIDDLE SCHOOL	CSP Contractor	RHJ-JOC (PRIME)	\$ 1,026,113	\$ -	\$ 1,026,113	\$ -	\$ -	\$ -	\$ -	\$ -	\$ 1,026,113	100.00%
HAMILTON MIDDLE SCHOOL	Other	VARIOUS VENDORS	\$ 564,956	\$ 525,929	\$ 118,242	\$ 133,876	\$ -	\$ -	\$ -	\$ -	\$ 252,118	44.66%
		Total	\$ 1,690,648	\$ 612,638								
HARRIS, J. R. ELEMENTARY SCHOOL	Architect	SUSTAITA ASSOCIATES A.I.A., INC.	\$ 282,342	\$ 215,686	\$ 282,342	\$ -	\$ 9,025	\$ -	\$ -	\$ -	\$ 282,342	100.00%
HARRIS, J. R. ELEMENTARY SCHOOL	CMAR	DRYMALLA CONSTRUCTION CO.	\$ 2,591,000	\$ 314,352	\$ -	\$ -	\$ -	\$ -	\$ -	\$ -	\$ -	0.00%
HARRIS, J. R. ELEMENTARY SCHOOL	Other	VARIOUS VENDORS	\$ 135,960	\$ 103,252	\$ 78,677	\$ -	\$ -	\$ -	\$ -	\$ -	\$ 78,677	57.87%
		Total	\$ 3,009,302	\$ 633,289								
HARRIS, R. P. ELEMENTARY SCHOOL	Architect	AMBROSE & McENANY AND HOUSE ARCHITECTS	\$ 261,144	\$ 196,923	\$ -	\$ -	\$ -	\$ -	\$ -	\$ -	\$ -	0.00%
HARRIS, R. P. ELEMENTARY SCHOOL	Other	VARIOUS VENDORS	\$ 348,826	\$ 342,014	\$ 54,258	\$ 21,188	\$ -	\$ -	\$ -	\$ -	\$ 75,445	21.63%
		Total	\$ 609,970	\$ 538,937								
HARVARD ELEMENTARY SCHOOL	Architect	AMBROSE & McENANY AND HOUSE ARCHITECTS	\$ 63,415	\$ 54,759	\$ -	\$ -	\$ -	\$ -	\$ 25,382	\$ -	\$ 25,382	40.03%
HARVARD ELEMENTARY SCHOOL	CSP Contractor	RHJ-JOC (PRIME)	\$ 687,688	\$ -	\$ 687,688	\$ -	\$ -	\$ -	\$ -	\$ -	\$ 687,688	100.00%
HARVARD ELEMENTARY SCHOOL	Other	VARIOUS VENDORS	\$ 216,882	\$ 204,012	\$ 78,196	\$ 14,390	\$ -	\$ -	\$ -	\$ -	\$ 92,586	42.69%
		Total	\$ 967,986	\$ 258,771								
HELMS ELEMENTARY SCHOOL	Architect	FEHR GROSSMAN COX ARCHITECTS, INC.	\$ 175,553	\$ 158,731	\$ -	\$ -	\$ -	\$ -	\$ 180,967	\$ -	\$ 180,967	103.08%
HELMS ELEMENTARY SCHOOL	CSP Contractor	HORIZON INTERNATIONAL GROUP	\$ 1,929,183	\$ 1,181,636	\$ 1,929,183	\$ -	\$ -	\$ -	\$ -	\$ -	\$ 1,929,183	100.00%
HELMS ELEMENTARY SCHOOL	Other	VARIOUS VENDORS	\$ 426,227	\$ 299,381	\$ 82,147	\$ 450	\$ -	\$ -	\$ -	\$ -	\$ 82,597	19.38%
		Total	\$ 2,530,963	\$ 1,639,747								
HENDERSON, J. P. ELEMENTARY SCHOOL	Architect	SUSTAITA ASSOCIATES A.I.A., INC.	\$ 85,396	\$ 71,499	\$ 85,396	\$ -	\$ -	\$ -	\$ -	\$ -	\$ 85,396	100.00%
HENDERSON, J. P. ELEMENTARY SCHOOL	CMAR	DRYMALLA CONSTRUCTION CO.	\$ 775,322	\$ 163,613	\$ -	\$ -	\$ -	\$ -	\$ -	\$ -	\$ -	0.00%
HENDERSON, J. P. ELEMENTARY SCHOOL	Other	VARIOUS VENDORS	\$ 130,016	\$ 125,970	\$ 47,453	\$ 671	\$ -	\$ -	\$ -	\$ -	\$ 48,124	37.01%
		Total	\$ 990,734	\$ 361,082								
HERRERA ELEMENTARY SCHOOL	Architect	LLEWELYN-DAVIES SAHNI INC.	\$ 138,039	\$ 114,569	\$ 138,039	\$ -	\$ 63,756	\$ -	\$ -	\$ -	\$ 138,039	100.00%
HERRERA ELEMENTARY SCHOOL	CSP Contractor	HORIZON INTERNATIONAL GROUP	\$ 1,733,900	\$ 246,093	\$ 1,733,900	\$ -	\$ 185,199	\$ -	\$ -	\$ -	\$ 1,733,900	100.00%
HERRERA ELEMENTARY SCHOOL	Other	VARIOUS VENDORS	\$ 171,575	\$ 112,483	\$ 48,682	\$ 85,149	\$ -	\$ -	\$ -	\$ -	\$ 133,831	78.00%
		Total	\$ 2,043,514	\$ 473,146								
HIGH SCHOOL FOR PERFORMING & VISUAL ARTS	Architect	SUSTAITA ASSOCIATES A.I.A., INC.	\$ 240,449	\$ 232,940	\$ 240,449	\$ -	\$ -	\$ 10,300	\$ -	\$ -	\$ 240,449	100.00%
HIGH SCHOOL FOR PERFORMING & VISUAL ARTS	CSP Contractor	DT CONSTRUCTION	\$ 3,399,420	\$ 3,095,063	\$ -	\$ -	\$ -	\$ -	\$ 597,145	\$ 208,086	\$ 805,231	23.69%
HIGH SCHOOL FOR PERFORMING & VISUAL ARTS	Other	VARIOUS VENDORS	\$ 420,634	\$ 290,090	\$ 168,640	\$ 749	\$ -	\$ -	\$ -	\$ -	\$ 169,389	40.27%
		Total	\$ 4,060,503	\$ 3,618,092								
HOBBY ELEMENTARY SCHOOL	Architect	SMITH & COMPANY ARCHITECTS, INC.	\$ 152,620	\$ 142,957	\$ 152,620	\$ -	\$ 55,345	\$ -	\$ -	\$ -	\$ 152,620	100.00%
HOBBY ELEMENTARY SCHOOL	CSP Contractor	DT CONSTRUCTION	\$ 2,211,662	\$ 2,169,548	\$ -	\$ -	\$ -	\$ -	\$ -	\$ -	\$ -	0.00%
HOBBY ELEMENTARY SCHOOL	Other	VARIOUS VENDORS	\$ 399,093	\$ 331,185	\$ 124,599	\$ 20,193	\$ -	\$ -	\$ -	\$ -	\$ 144,792	36.28%
		Total	\$ 2,763,375	\$ 2,643,690								
HOLLAND MIDDLE SCHOOL	Architect	AMBROSE & McENANY AND HOUSE ARCHITECTS	\$ 154,626	\$ 116,684	\$ -	\$ -	\$ -	\$ -	\$ -	\$ -	\$ -	0.00%
HOLLAND MIDDLE SCHOOL	Other	VARIOUS VENDORS	\$ 381,434	\$ 379,268	\$ 93,134	\$ -	\$ -	\$ -	\$ -	\$ -	\$ 93,134	24.42%
		Total	\$ 536,060	\$ 495,952								
ISAACS ELEMENTARY SCHOOL	Architect	ENGLISH + ASSOCIATES ARCHITECTS, IN	\$ 179,174	\$ 158,918	\$ -	\$ 179,174	\$ 5,000	\$ -	\$ -	\$ -	\$ 179,174	100.00%
ISAACS ELEMENTARY SCHOOL	CMAR	COMEX CORPORATION	\$ 2,497,045	\$ 2,191,315	\$ -	\$ 2,497,045	\$ -	\$ -	\$ -	\$ -	\$ 2,497,045	100.00%
ISAACS ELEMENTARY SCHOOL	Other	VARIOUS VENDORS	\$ 393,871	\$ 303,300	\$ 200,522	\$ 15,549	\$ -	\$ -	\$ -	\$ -	\$ 216,070	54.86%
		Total	\$ 3,070,091	\$ 2,653,533								
JACKSON MIDDLE SCHOOL	Architect	AUTOARCH	\$ 765,264	\$ 703,894	\$ -	\$ 765,264	\$ -	\$ -	\$ -	\$ -	\$ 765,264	100.00%
JACKSON MIDDLE SCHOOL	CSP Contractor	JEFFREY C. STONE, INC.	\$ 9,039,062	\$ 8,903,245	\$ -	\$ -	\$ -	\$ -	\$ 2,619,900	\$ -	\$ 2,619,900	28.98%
JACKSON MIDDLE SCHOOL	Other	VARIOUS VENDORS	\$ 1,886,875	\$ 1,623,058	\$ 744,544	\$ 151,906	\$ -	\$ -	\$ -	\$ -	\$ 896,451	47.51%
		Total	\$ 11,691,201	\$ 11,230,198								
JEFFERSON ELEMENTARY SCHOOL	Architect	CORGAN ASSOCIATES, INC.	\$ 66,024	\$ 52,223	\$ -	\$ -	\$ -	\$ -	\$ 25,000	\$ 6,700	\$ 31,700	48.01%
JEFFERSON ELEMENTARY SCHOOL	Other	VARIOUS VENDORS	\$ 879,237	\$ 340,389	\$ 833,005	\$ -	\$ -	\$ -	\$ -	\$ -	\$ 833,005	94.74%
		Total	\$ 945,261	\$ 392,612								
JOHNSTON MIDDLE SCHOOL	Architect	RWS ARCHITECTS, INC.	\$ 382,774	\$ 306,171	\$ -	\$ 382,774	\$ -	\$ 88,597	\$ -	\$ -	\$ 382,774	100.00%
JOHNSTON MIDDLE SCHOOL	CSP Contractor	FORT BEND MECHANICAL LTD.	\$ 4,793,898	\$ 3,411,351	\$ -	\$ -	\$ -	\$ -	\$ 469,391	\$ 211,185	\$ 680,575	14.20%
JOHNSTON MIDDLE SCHOOL	Other	VARIOUS VENDORS	\$ 1,290,635	\$ 1,224,463	\$ 294,443	\$ 243,257	\$ -	\$ -	\$ -	\$ -	\$ 537,701	41.66%
		Total	\$ 6,467,308	\$ 4,941,985								

Design and Construction M/WBE Report



School Name	Vendor Type	Vendor Name	Contracted Amount	Payments to Date	First Tier MBE Spend	First Tier WBE Spend	Additional MBE Spend	Additional WBE Spend	Second Tier MBE Spend	Second Tier WBE Spend	Total M/WBE Commitment Amount	Total M/WBE Committed Percentage
JORDAN HIGH SCHOOL	Architect	ESPA CORP, INC.	\$ 119,417	\$ 89,826	\$ 119,417	\$ -	\$ -	\$ -	\$ -	\$ -	\$ 119,417	100.00%
JORDAN HIGH SCHOOL	CSP Contractor	ICI CONSTRUCTION INC.	\$ 1,310,832	\$ 149,788	\$ -	\$ -	\$ -	\$ -	\$ 9,000	\$ 400,000	\$ 409,000	31.20%
JORDAN HIGH SCHOOL	Other	VARIOUS VENDORS	\$ 414,422	\$ 275,816	\$ 202,839	\$ 9,070	\$ -	\$ -	\$ -	\$ -	\$ 211,909	51.13%
		Total	\$ 1,844,671	\$ 515,430								
KASHMERE GARDENS ELEMENTARY SCHOOL	Architect	HILL & SWART ARCHITECTS, INC.	\$ 105,986	\$ 83,586	\$ 105,986	\$ -	\$ -	\$ -	\$ -	\$ -	\$ 105,986	100.00%
KASHMERE GARDENS ELEMENTARY SCHOOL	Other	VARIOUS VENDORS	\$ 1,345,381	\$ 422,791	\$ 44,993	\$ 42,275	\$ -	\$ -	\$ 8,200	\$ 79,995	\$ 175,463	13.04%
		Total	\$ 1,451,367	\$ 506,376								
KEY MIDDLE SCHOOL	Architect	POLYTECH, INC.	\$ 112,201	\$ 112,201	\$ -	\$ -	\$ -	\$ -	\$ 30,500	\$ 13,680	\$ 44,180	39.38%
KEY MIDDLE SCHOOL	Other	VARIOUS VENDORS	\$ 3,482,772	\$ 3,448,394	\$ 175,617	\$ 968	\$ -	\$ -	\$ -	\$ -	\$ 176,585	5.07%
		Total	\$ 3,594,972	\$ 3,560,595								
LOCKHART ELEMENTARY SCHOOL	Architect	HARRISONKORNBERG ARCHITECTS, LLC	\$ 980,929	\$ 950,742	\$ 980,929	\$ -	\$ -	\$ -	\$ -	\$ -	\$ 980,929	100.00%
LOCKHART ELEMENTARY SCHOOL	CMAR	TURNER CONSTRUCTION COMPANY	\$ 13,635,816	\$ 13,580,602	\$ -	\$ -	\$ -	\$ -	\$ 2,035,586	\$ 772,736	\$ 2,808,322	20.60%
LOCKHART ELEMENTARY SCHOOL	Other	VARIOUS VENDORS	\$ 3,071,029	\$ 2,601,295	\$ 742,873	\$ 490,167	\$ -	\$ -	\$ -	\$ -	\$ 1,233,040	40.15%
		Total	\$ 17,687,775	\$ 17,132,639								
MADISON HIGH SCHOOL	Architect	MOLINA WALKER ARCHITECTS, INC.	\$ 328,852	\$ 294,266	\$ -	\$ 328,852	\$ 17,000	\$ -	\$ -	\$ -	\$ 328,852	100.00%
MADISON HIGH SCHOOL	CSP Contractor	DT CONSTRUCTION	\$ 4,058,814	\$ 3,481,328	\$ -	\$ -	\$ -	\$ -	\$ 905,069	\$ 209,426	\$ 1,114,495	27.46%
MADISON HIGH SCHOOL	Other	VARIOUS VENDORS	\$ 1,779,756	\$ 1,625,992	\$ 241,185	\$ 95,209	\$ -	\$ 160,763	\$ -	\$ -	\$ 336,394	18.90%
		Total	\$ 6,167,421	\$ 5,401,586								
MARTINEZ, R. ELEMENTARY SCHOOL	Architect	ENGLISH + ASSOCIATES ARCHITECTS, IN	\$ 172,412	\$ 141,322	\$ -	\$ 172,412	\$ -	\$ -	\$ -	\$ -	\$ 172,412	100.00%
MARTINEZ, R. ELEMENTARY SCHOOL	CSP Contractor	PRIME CONTRACTORS INC.	\$ 1,958,700	\$ 270,835	\$ -	\$ -	\$ -	\$ -	\$ -	\$ -	\$ -	0.00%
MARTINEZ, R. ELEMENTARY SCHOOL	Other	VARIOUS VENDORS	\$ 129,282	\$ 124,149	\$ 73,529	\$ 22,991	\$ -	\$ -	\$ -	\$ -	\$ 96,519	74.66%
		Total	\$ 2,260,394	\$ 536,306								
MITCHELL ELEMENTARY SCHOOL	Architect	BRAVE ARCHITECTURE	\$ 160,322	\$ 129,878	\$ 160,322	\$ -	\$ 3,500	\$ 69,925	\$ -	\$ -	\$ 160,322	100.00%
MITCHELL ELEMENTARY SCHOOL	CSP Contractor	PRIME CONTRACTORS INC.	\$ 2,434,632	\$ 579,888	\$ -	\$ -	\$ -	\$ -	\$ 956,085	\$ 369,300	\$ 1,325,385	54.44%
MITCHELL ELEMENTARY SCHOOL	Other	VARIOUS VENDORS	\$ 504,011	\$ 436,493	\$ 240,195	\$ 53,902	\$ -	\$ -	\$ -	\$ -	\$ 294,097	58.35%
		Total	\$ 3,098,965	\$ 1,146,260								
MONTGOMERY ELEMENTARY SCHOOL	Architect	STUDIO RED ARCHITECTS	\$ 221,691	\$ 171,216	\$ -	\$ -	\$ -	\$ -	\$ 53,845	\$ -	\$ 53,845	24.29%
MONTGOMERY ELEMENTARY SCHOOL	Other	VARIOUS VENDORS	\$ 146,126	\$ 118,986	\$ 82,422	\$ -	\$ -	\$ -	\$ 290	\$ -	\$ 82,712	56.60%
		Total	\$ 367,817	\$ 290,201								
OATES ELEMENTARY SCHOOL	Architect	SUSTAITA ASSOCIATES A.I.A., INC.	\$ 84,845	\$ 71,803	\$ 84,845	\$ -	\$ -	\$ -	\$ -	\$ -	\$ 84,845	100.00%
OATES ELEMENTARY SCHOOL	CMAR	DRYMALLA CONSTRUCTION CO.	\$ 1,098,525	\$ 218,658	\$ -	\$ -	\$ -	\$ -	\$ -	\$ -	\$ -	0.00%
OATES ELEMENTARY SCHOOL	Other	VARIOUS VENDORS	\$ 384,627	\$ 361,159	\$ 41,128	\$ 55,998	\$ -	\$ -	\$ -	\$ -	\$ 97,126	25.25%
		Total	\$ 1,567,997	\$ 651,619								
PETERSEN ELEMENTARY SCHOOL	Architect	STUDIO RED ARCHITECTS	\$ 160,544	\$ 124,253	\$ -	\$ -	\$ -	\$ -	\$ 39,045	\$ -	\$ 39,045	24.32%
PETERSEN ELEMENTARY SCHOOL	Other	VARIOUS VENDORS	\$ 162,871	\$ 135,015	\$ 41,493	\$ 53,414	\$ -	\$ -	\$ -	\$ -	\$ 94,907	58.27%
		Total	\$ 323,416	\$ 259,269								
PLEASANTVILLE ELEMENTARY SCHOOL	Architect	RDC ARCHITECTS	\$ 260,361	\$ 200,985	\$ 260,361	\$ -	\$ -	\$ -	\$ -	\$ -	\$ 260,361	100.00%
PLEASANTVILLE ELEMENTARY SCHOOL	CSP Contractor	PYRAMID CONSTRUCTORS, INC.	\$ 3,077,897	\$ -	\$ -	\$ -	\$ -	\$ -	\$ -	\$ -	\$ -	0.00%
PLEASANTVILLE ELEMENTARY SCHOOL	Other	VARIOUS VENDORS	\$ 182,556	\$ 147,021	\$ 49,476	\$ 1,701	\$ -	\$ -	\$ -	\$ -	\$ 51,178	28.03%
		Total	\$ 3,520,814	\$ 348,006								
REAGAN K-8 EDUCATIONAL CENTER	Architect	PBK ARCHITECTS	\$ 1,612,203	\$ 1,501,585	\$ -	\$ -	\$ -	\$ -	\$ -	\$ -	\$ -	0.00%
REAGAN K-8 EDUCATIONAL CENTER	CMAR	ANSLAW BRYANT CONSTRUCTION, LTD.	\$ 21,244,937	\$ 19,083,132	\$ -	\$ -	\$ -	\$ -	\$ -	\$ 64,354	\$ 64,354	0.30%
REAGAN K-8 EDUCATIONAL CENTER	Other	VARIOUS VENDORS	\$ 4,196,507	\$ 2,793,506	\$ 1,118,584	\$ 536,197	\$ -	\$ -	\$ -	\$ -	\$ 1,654,780	39.43%
		Total	\$ 27,053,647	\$ 23,378,222								
SAM HOUSTON MATH SCIENCE AND TECHNOLOGY CENTER	Architect	CORGAN ASSOCIATES, INC.	\$ 517,121	\$ 492,636	\$ -	\$ -	\$ -	\$ -	\$ 173,362	\$ 8,100	\$ 181,462	35.09%
SAM HOUSTON MATH SCIENCE AND TECHNOLOGY CENTER	CSP Contractor	MORGANTI TEXAS, INC.	\$ 8,341,535	\$ 7,806,066	\$ -	\$ -	\$ -	\$ -	\$ 1,751,238	\$ 16,200	\$ 1,767,438	21.19%
SAM HOUSTON MATH SCIENCE AND TECHNOLOGY CENTER	Other	VARIOUS VENDORS	\$ 1,040,309	\$ 490,422	\$ 353,755	\$ 133,127	\$ -	\$ -	\$ -	\$ -	\$ 486,882	46.80%
		Total	\$ 9,898,965	\$ 8,789,124								
SCARBOROUGH HIGH SCHOOL	Architect	CDG ARCHITECTURE & INTERIOR DESIGN, INC	\$ 696,792	\$ 683,098	\$ -	\$ -	\$ -	\$ -	\$ 9,800	\$ 31,220	\$ 41,020	5.89%
SCARBOROUGH HIGH SCHOOL	CMAR	DRYMALLA CONSTRUCTION CO.	\$ 8,564,816	\$ 8,553,675	\$ -	\$ -	\$ -	\$ -	\$ 2,585,000	\$ -	\$ 2,585,000	30.18%
SCARBOROUGH HIGH SCHOOL	Other	VARIOUS VENDORS	\$ 2,119,263	\$ 1,926,575	\$ 637,248	\$ 147,742	\$ -	\$ -	\$ -	\$ -	\$ 784,991	37.04%
		Total	\$ 11,380,871	\$ 11,163,348								
SCARBOROUGH ELEMENTARY SCHOOL	Architect	PGAL	\$ 290,437	\$ 281,988	\$ -	\$ -	\$ -	\$ -	\$ 83,000	\$ -	\$ 83,000	28.58%
SCARBOROUGH ELEMENTARY SCHOOL	CSP Contractor	PRIME CONTRACTORS INC.	\$ 3,812,853	\$ 3,790,729	\$ -	\$ -	\$ -	\$ -	\$ -	\$ -	\$ -	0.00%
SCARBOROUGH ELEMENTARY SCHOOL	Other	VARIOUS VENDORS	\$ 769,974	\$ 734,849	\$ 216,440	\$ 33,867	\$ -	\$ -	\$ -	\$ 179,800	\$ 430,107	55.86%
		Total	\$ 4,873,263	\$ 4,807,566								
SCOTT ELEMENTARY SCHOOL	Architect	ESPA CORP, INC.	\$ 917,400	\$ 699,673	\$ 917,400	\$ -	\$ -	\$ -	\$ -	\$ -	\$ 917,400	100.00%
SCOTT ELEMENTARY SCHOOL	CMAR	CADENCE MC SHANE CONSTRUCTION CO.	\$ 12,259,030	\$ 1,011,832	\$ -	\$ -	\$ -	\$ -	\$ 2,027,290	\$ 289,926	\$ 2,317,216	18.90%
SCOTT ELEMENTARY SCHOOL	Other	VARIOUS VENDORS	\$ 3,495,903	\$ 3,367,771	\$ 820,747	\$ 75,663	\$ -	\$ -	\$ -	\$ -	\$ 896,410	25.64%
		Total	\$ 16,672,333	\$ 5,079,276								
SHARPSTOWN INTERNATIONAL SCHOOL	Architect	PDG, INC.	\$ 90,828	\$ 71,275	\$ -	\$ -	\$ -	\$ -	\$ 21,300	\$ 5,300	\$ 26,600	29.29%
SHARPSTOWN INTERNATIONAL SCHOOL	CSP Contractor	DT CONSTRUCTION	\$ 919,000	\$ 542,830	\$ -	\$ -	\$ -	\$ -	\$ 647,385	\$ 134,117	\$ 781,502	85.04%
SHARPSTOWN INTERNATIONAL SCHOOL	Other	VARIOUS VENDORS	\$ 280,635	\$ 272,918	\$ 406,999	\$ 199,066	\$ -	\$ -	\$ -	\$ -	\$ 606,066	215.96%
		Total	\$ 1,290,463	\$ 887,023								
SMITH EDUCATION CENTER (YMCPA)	Architect	COLLABORATE ARCH LLD	\$ 15,682	\$ 11,794	\$ 15,682	\$ -	\$ -	\$ -	\$ -	\$ -	\$ 15,682	100.00%
SMITH EDUCATION CENTER (YMCPA)	CSP Contractor	PRIME CONTRACTORS INC.	\$ 783,739	\$ 681,339	\$ -	\$ -	\$ -	\$ -	\$ 176,250	\$ 13,551	\$ 189,801	24.22%
SMITH EDUCATION CENTER (YMCPA)	Other	VARIOUS VENDORS	\$ 2,847,652	\$ 1,980,822	\$ 1,191,663	\$ 581,970	\$ -	\$ -	\$ -	\$ -	\$ 1,773,633	62.28%
		Total	\$ 3,647,074	\$ 2,673,955								
SMITH ELEMENTARY SCHOOL	Architect	BRAVE ARCHITECTURE	\$ 808,735	\$ 645,079	\$ 808,735	\$ -	\$ 113,677	\$ -	\$ -	\$ -	\$ 808,735	100.00%
SMITH ELEMENTARY SCHOOL	CMAR	COMEX CORPORATION	\$ 273,621	\$ 241,614	\$ -	\$ 273,621	\$ -	\$ -	\$ -	\$ -	\$ 273,621	100.00%
SMITH ELEMENTARY SCHOOL	Other	VARIOUS VENDORS	\$ 2,804,881	\$ 2,783,217	\$ 357,004	\$ 235,345	\$ -	\$ -	\$ -	\$ -	\$ 592,349	21.12%
		Total	\$ 3,887,237	\$ 3,669,909								
SOUTHMAYD ELEMENTARY SCHOOL	Architect	PERSPECTIVA	\$ 472,178	\$ 472,178	\$ 472,178	\$ -	\$ 225,780	\$ 29,730	\$ -	\$ -	\$ 472,178	100.00%
SOUTHMAYD ELEMENTARY SCHOOL	Other	VARIOUS VENDORS	\$ 387,067	\$ 214,630	\$ 188,729	\$ 3,699	\$ -	\$ -	\$ -	\$ -	\$ 192,428	49.71%
		Total	\$ 859,245	\$ 686,808								

Design and Construction M/WBE Report



School Name	Vendor Type	Vendor Name	Contracted Amount	Payments to Date	First Tier MBE Spend	First Tier WBE Spend	Additional MBE Spend	Additional WBE Spend	Second Tier MBE Spend	Second Tier WBE Spend	Total M/WBE Commitment Amount	Total M/WBE Committed Percentage
STERLING HIGH SCHOOL	Architect	HUERTA & ASSOCIATES ARCHITECTS	\$ 224,855	\$ 178,492	\$ 224,855	\$ -	\$ 60,000	\$ -	\$ -	\$ -	\$ 224,855	100.00%
STERLING HIGH SCHOOL	Other	VARIOUS VENDORS	\$ 1,425,751	\$ 929,065	\$ 132,357	\$ 32,717	\$ -	\$ -	\$ -	\$ -	\$ 165,074	11.58%
		Total	\$ 1,650,605	\$ 1,107,557								
SUGAR GROVE ACADEMY	Architect	COURTNEY HARPER + PARTNERS	\$ 206,610	\$ 190,301	\$ -	\$ 206,610	\$ -	\$ -	\$ -	\$ -	\$ 206,610	100.00%
SUGAR GROVE ACADEMY	Other	VARIOUS VENDORS	\$ 3,042,765	\$ 1,592,468	\$ 2,600,894	\$ 1,601	\$ -	\$ -	\$ -	\$ -	\$ 2,602,495	85.53%
		Total	\$ 3,249,375	\$ 1,782,769								
SUTTON ELEMENTARY SCHOOL	Architect	PFLUGER ASSOCIATES LP	\$ 396,853	\$ 312,028	\$ -	\$ -	\$ -	\$ -	\$ 151,870	\$ -	\$ 151,870	38.27%
SUTTON ELEMENTARY SCHOOL	CSP Contractor	SOLIDARITY CONTRACTING LLC	\$ 4,157,658	\$ 868,303	\$ -	\$ -	\$ -	\$ -	\$ -	\$ -	\$ -	0.00%
SUTTON ELEMENTARY SCHOOL	Other	VARIOUS VENDORS	\$ 255,907	\$ 161,586	\$ 83,305	\$ 455	\$ -	\$ -	\$ -	\$ -	\$ 83,760	32.73%
		Total	\$ 4,810,418	\$ 1,341,917								
THOMAS MIDDLE SCHOOL	Architect	ARCHI*TECHNICS / 3, INC.	\$ 132,189	\$ 84,132	\$ 132,189	\$ -	\$ 52,500	\$ -	\$ -	\$ -	\$ 132,189	100.00%
THOMAS MIDDLE SCHOOL	Other	VARIOUS VENDORS	\$ 1,855,556	\$ 1,354,097	\$ 155,297	\$ 22,283	\$ -	\$ -	\$ -	\$ -	\$ 177,580	9.57%
		Total	\$ 1,987,745	\$ 1,438,229								
WASHINGTON HIGH SCHOOL	Architect	POLYTECH, INC.	\$ 53,061	\$ 53,061	\$ -	\$ -	\$ -	\$ -	\$ 44,879	\$ 14,000	\$ 58,879	110.97%
WASHINGTON HIGH SCHOOL	Other	VARIOUS VENDORS	\$ 971,171	\$ 966,551	\$ 152,966	\$ 131,715	\$ -	\$ -	\$ -	\$ 183,063	\$ 467,744	48.16%
		Total	\$ 1,024,232	\$ 1,019,612								
WESTBURY HIGH SCHOOL	Architect	RWS ARCHITECTS, INC.	\$ 133,026	\$ 125,655	\$ -	\$ 133,026	\$ -	\$ 14,421	\$ -	\$ -	\$ 133,026	100.00%
WESTBURY HIGH SCHOOL	CSP Contractor	FORT BEND MECHANICAL LTD.	\$ 1,799,691	\$ 1,492,145	\$ -	\$ -	\$ -	\$ -	\$ 151,112	\$ 19,200	\$ 170,312	9.46%
WESTBURY HIGH SCHOOL	Other	VARIOUS VENDORS	\$ 1,969,538	\$ 1,640,881	\$ 734,222	\$ 88,283	\$ -	\$ -	\$ -	\$ -	\$ 822,505	41.76%
		Total	\$ 3,902,255	\$ 3,258,681								
WHIDBY ELEMENTARY SCHOOL	Architect	BROWN REYNOLDS WATFORD, ARCHITECTS,	\$ 263,277	\$ 241,688	\$ -	\$ -	\$ -	\$ -	\$ 20,730	\$ 69,900	\$ 90,630	34.42%
WHIDBY ELEMENTARY SCHOOL	CMAR	COMEX CORPORATION	\$ 3,230,215	\$ 2,162,911	\$ -	\$ 3,230,215	\$ 79,797	\$ 223,489	\$ -	\$ -	\$ 3,230,215	100.00%
WHIDBY ELEMENTARY SCHOOL	Other	VARIOUS VENDORS	\$ 384,766	\$ 337,028	\$ 207,425	\$ 1,950	\$ -	\$ -	\$ -	\$ -	\$ 209,375	54.42%
		Total	\$ 3,878,258	\$ 2,741,626								
WHITTIER ELEMENTARY SCHOOL	Architect	PROZIGN ARCHITECTS INC.	\$ 156,446	\$ 119,858	\$ -	\$ -	\$ -	\$ -	\$ -	\$ -	\$ -	0.00%
WHITTIER ELEMENTARY SCHOOL	CSP Contractor	RHJ-JOC (PRIME)	\$ 1,991,665	\$ 41,206	\$ 1,991,665	\$ -	\$ -	\$ -	\$ -	\$ -	\$ 1,991,665	100.00%
WHITTIER ELEMENTARY SCHOOL	Other	VARIOUS VENDORS	\$ 195,263	\$ 191,406	\$ 26,973	\$ 39,166	\$ -	\$ -	\$ -	\$ -	\$ 66,138	33.87%
		Total	\$ 2,343,374	\$ 352,470								
WOODSON PK-8 SCHOOL	Architect	MERRIMAN HOLT ARCHITECTS	\$ 85,955	\$ 61,708	\$ -	\$ -	\$ -	\$ -	\$ 26,238	\$ -	\$ 26,238	30.53%
WOODSON PK-8 SCHOOL	CSP Contractor	PRIME CONTRACTORS INC.	\$ 910,000	\$ 307,900	\$ -	\$ -	\$ -	\$ -	\$ -	\$ -	\$ -	0.00%
WOODSON PK-8 SCHOOL	Other	VARIOUS VENDORS	\$ 472,767	\$ 465,747	\$ 43,825	\$ 65,414	\$ -	\$ -	\$ -	\$ -	\$ 109,239	23.11%
		Total	\$ 1,468,721	\$ 835,355								
YATES HIGH SCHOOL	Architect	HARRISONKORNBERG ARCHITECTS, LLC	\$ 225,088	\$ 180,550	\$ 225,088	\$ -	\$ 50,500	\$ -	\$ -	\$ -	\$ 225,088	100.00%
YATES HIGH SCHOOL	CSP Contractor	PYRAMID CONSTRUCTORS, INC.	\$ 2,483,692	\$ 1,311,471	\$ -	\$ -	\$ -	\$ -	\$ 419,432	\$ -	\$ 419,432	16.89%
YATES HIGH SCHOOL	Other	VARIOUS VENDORS	\$ 1,513,878	\$ 1,301,374	\$ 211,492	\$ 24,914	\$ -	\$ -	\$ -	\$ -	\$ 236,406	15.62%
		Total	\$ 4,222,658	\$ 2,612,845								
BURBANK ELEMENTARY SCHOOL	Other	VARIOUS VENDORS	\$ 135,024	\$ 135,024	\$ 27,394	\$ 450	\$ -	\$ -	\$ -	\$ -	\$ 27,844	20.62%
		Total	\$ 135,024	\$ 135,024								
CULLEN MIDDLE SCHOOL	Architect	RDC ARCHITECTS	\$ 606,355	\$ 469,976	\$ 606,355	\$ -	\$ 161,500	\$ 26,000	\$ -	\$ -	\$ 606,355	100.00%
CULLEN MIDDLE SCHOOL	Other	VARIOUS VENDORS	\$ 850,640	\$ 834,427	\$ 50,087	\$ 122,400	\$ -	\$ -	\$ -	\$ -	\$ 172,487	20.28%
		Total	\$ 1,456,995	\$ 1,304,402								
DAVILA ELEMENTARY SCHOOL	Architect	MOLINA WALKER ARCHITECTS, INC.	\$ 202,257	\$ 163,631	\$ -	\$ 202,257	\$ -	\$ -	\$ -	\$ -	\$ 202,257	100.00%
DAVILA ELEMENTARY SCHOOL	CSP Contractor	PRIME CONTRACTORS INC.	\$ 1,923,600	\$ 401,200	\$ -	\$ -	\$ -	\$ -	\$ -	\$ -	\$ -	0.00%
DAVILA ELEMENTARY SCHOOL	Other	VARIOUS VENDORS	\$ 191,493	\$ 171,907	\$ 132,485	\$ 5,060	\$ -	\$ -	\$ -	\$ -	\$ 137,545	71.83%
		Total	\$ 2,317,350	\$ 736,738								
DEADY MIDDLE SCHOOL	Architect	PERSPECTIVA	\$ 112,529	\$ 112,529	\$ 112,529	\$ -	\$ 178,488	\$ 17,340	\$ -	\$ -	\$ 112,529	100.00%
DEADY MIDDLE SCHOOL	Other	VARIOUS VENDORS	\$ 260,878	\$ 211,656	\$ 101,432	\$ 54,364	\$ -	\$ -	\$ -	\$ -	\$ 155,796	59.72%
		Total	\$ 373,407	\$ 324,185								
GARCIA ELEMENTARY SCHOOL	Other	VARIOUS VENDORS	\$ 55,409	\$ 55,409	\$ 54,734	\$ 450	\$ -	\$ -	\$ -	\$ -	\$ 55,184	99.59%
		Total	\$ 55,409	\$ 55,409								
GARDEN VILLAS ELEMENTARY SCHOOL	Architect	MERRIMAN HOLT ARCHITECTS	\$ 361,295	\$ 277,292	\$ -	\$ -	\$ -	\$ -	\$ 102,765	\$ -	\$ 102,765	28.44%
GARDEN VILLAS ELEMENTARY SCHOOL	CSP Contractor	PRIME CONTRACTORS INC.	\$ 4,460,457	\$ 1,508,397	\$ -	\$ -	\$ -	\$ -	\$ -	\$ -	\$ -	0.00%
GARDEN VILLAS ELEMENTARY SCHOOL	Other	VARIOUS VENDORS	\$ 287,755	\$ 241,181	\$ 181,497	\$ 961	\$ -	\$ -	\$ -	\$ -	\$ 182,458	63.41%
		Total	\$ 5,109,507	\$ 2,026,870								
LAMAR HIGH SCHOOL	Architect	VLK ARCHITECTS	\$ 444,058	\$ 360,160	\$ -	\$ -	\$ -	\$ -	\$ 20,000	\$ 142,580	\$ 162,580	36.61%
LAMAR HIGH SCHOOL	Other	VARIOUS VENDORS	\$ 6,139,017	\$ 2,014,882	\$ 5,332,909	\$ 43,099	\$ -	\$ -	\$ -	\$ -	\$ 5,376,007	87.57%
		Total	\$ 6,583,075	\$ 2,375,042								
LYONS ELEMENTARY SCHOOL	Other	VARIOUS VENDORS	\$ 59,937	\$ 59,937	\$ 19,481	\$ 39,612	\$ -	\$ -	\$ -	\$ -	\$ 59,093	98.59%
		Total	\$ 59,937	\$ 59,937								
MCREYNOLDS MIDDLE SCHOOL	Architect	AUTOARCH	\$ 570,000	\$ 411,687	\$ -	\$ 570,000	\$ -	\$ -	\$ -	\$ -	\$ 570,000	100.00%
MCREYNOLDS MIDDLE SCHOOL	Other	VARIOUS VENDORS	\$ 284,781	\$ 230,155	\$ 70,205	\$ 48,492	\$ -	\$ -	\$ -	\$ -	\$ 118,696	41.68%
		Total	\$ 854,781	\$ 641,843								
NEFF/WHITE RELIEF	Architect	PDG, INC.	\$ 889,579	\$ 851,875	\$ -	\$ -	\$ -	\$ -	\$ 123,575	\$ 92,000	\$ 215,575	24.23%
NEFF/WHITE RELIEF	CMAR	SATTERFIELD & PONTIKES CONST.	\$ 11,543,467	\$ 10,212,714	\$ -	\$ -	\$ -	\$ -	\$ -	\$ -	\$ -	0.00%
NEFF/WHITE RELIEF	Other	VARIOUS VENDORS	\$ 2,437,182	\$ 1,931,536	\$ 643,962	\$ 326,373	\$ -	\$ -	\$ -	\$ -	\$ 970,335	39.81%
		Total	\$ 14,870,227	\$ 12,996,124								
NORTH HOUSTON EARLY COLLEGE HIGH SCHOOL	Architect	GENSLER	\$ 53,275	\$ 19,925	\$ -	\$ -	\$ -	\$ -	\$ -	\$ -	\$ -	0.00%
NORTH HOUSTON EARLY COLLEGE HIGH SCHOOL	Other	VARIOUS VENDORS	\$ 314,551	\$ 311,618	\$ -	\$ 3,818	\$ -	\$ -	\$ -	\$ -	\$ 3,818	1.21%
		Total	\$ 367,826	\$ 331,542								
PORT HOUSTON ELEMENTARY SCHOOL	Architect	STOA INTERNATIONAL ARCHITECTS, INC.	\$ 42,982	\$ 30,086	\$ 42,982	\$ -	\$ -	\$ -	\$ -	\$ -	\$ 42,982	100.00%
PORT HOUSTON ELEMENTARY SCHOOL	Other	VARIOUS VENDORS	\$ 38,374	\$ 33,349	\$ 6,313	\$ -	\$ -	\$ -	\$ -	\$ -	\$ 6,313	16.45%
		Total	\$ 81,356	\$ 63,435								
REVERE MIDDLE SCHOOL	Architect	CLARK CONDON ASSOCIATES INC	\$ 53,378	\$ 48,742	\$ -	\$ 53,378	\$ -	\$ -	\$ -	\$ -	\$ 53,378	100.00%
REVERE MIDDLE SCHOOL	Other	VARIOUS VENDORS	\$ 685,965	\$ 654,881	\$ 291,546	\$ 2,465	\$ -	\$ -	\$ -	\$ -	\$ 294,011	42.86%
		Total	\$ 739,343	\$ 703,624								

Design and Construction M/WBE Report



School Name	Vendor Type	Vendor Name	Contracted Amount	Payments to Date	First Tier MBE Spend	First Tier WBE Spend	Additional MBE Spend	Additional WBE Spend	Second Tier MBE Spend	Second Tier WBE Spend	Total M/WBE Commitment Amount	Total M/WBE Committed Percentage
ROSS ELEMENTARY SCHOOL	Architect	HARRISONKORNBERG ARCHITECTS, LLC	\$ 61,784	\$ 53,375	\$ 61,784	\$ -	\$ -	\$ -	\$ -	\$ -	\$ 61,784	100.00%
ROSS ELEMENTARY SCHOOL	Other	VARIOUS VENDORS	\$ 982,934	\$ 613,116	\$ 323,542	\$ 146,555	\$ -	\$ -	\$ 69,310	\$ -	\$ 539,407	54.88%
		Total	\$ 1,044,718	\$ 666,491								
RYAN MIDDLE SCHOOL	Architect	HARRISONKORNBERG ARCHITECTS, LLC	\$ 374,795	\$ 262,687	\$ 374,795	\$ -	\$ 137,000	\$ -	\$ -	\$ -	\$ 374,795	100.00%
RYAN MIDDLE SCHOOL	Other	VARIOUS VENDORS	\$ 609,233	\$ 598,913	\$ 52,461	\$ 36,550	\$ -	\$ -	\$ -	\$ -	\$ 89,011	14.61%
		Total	\$ 984,028	\$ 861,600								
SHARPSTOWN HIGH SCHOOL	Architect	PDG, INC.	\$ 126,744	\$ 119,522	\$ -	\$ -	\$ -	\$ -	\$ -	\$ 18,455	\$ 18,455	14.56%
SHARPSTOWN HIGH SCHOOL	CSP Contractor	FORT BEND MECHANICAL LTD.	\$ 1,536,264	\$ 1,536,264	\$ -	\$ -	\$ -	\$ -	\$ 374,558	\$ 165,151	\$ 539,709	35.13%
SHARPSTOWN HIGH SCHOOL	Other	VARIOUS VENDORS	\$ 1,206,460	\$ 1,206,460	\$ 112,975	\$ 28,975	\$ -	\$ -	\$ -	\$ -	\$ 141,950	11.77%
		Total	\$ 2,869,468	\$ 2,862,246								
SHERMAN ELEMENTARY SCHOOL	Architect	PERSPECTIVA	\$ 667,096	\$ 667,096	\$ 667,096	\$ -	\$ 280,500	\$ 18,500	\$ -	\$ -	\$ 667,096	100.00%
SHERMAN ELEMENTARY SCHOOL	CMAR	COMEX CORPORATION	\$ 12,121,627	\$ 632,901	\$ -	\$ 12,121,627	\$ -	\$ -	\$ -	\$ -	\$ 12,121,627	100.00%
SHERMAN ELEMENTARY SCHOOL	Other	VARIOUS VENDORS	\$ 2,599,327	\$ 2,295,360	\$ 337,942	\$ 31,263	\$ -	\$ -	\$ -	\$ -	\$ 369,205	14.20%
		Total	\$ 15,388,050	\$ 3,595,357								
STEVENSON MIDDLE SCHOOL	Architect	RWS ARCHITECTS, INC.	\$ 181,781	\$ 140,224	\$ -	\$ 181,781	\$ -	\$ 40,000	\$ -	\$ -	\$ 181,781	100.00%
STEVENSON MIDDLE SCHOOL	CSP Contractor	PRIME CONTRACTORS INC.	\$ 2,235,500	\$ 127,065	\$ -	\$ -	\$ -	\$ -	\$ -	\$ -	\$ -	0.00%
STEVENSON MIDDLE SCHOOL	Other	VARIOUS VENDORS	\$ 292,144	\$ 202,850	\$ 76,550	\$ 125,756	\$ -	\$ -	\$ -	\$ -	\$ 202,306	69.25%
		Total	\$ 2,709,425	\$ 470,139								
THE RUSK SCHOOL	Architect	STOA INTERNATIONAL ARCHITECTS, INC.	\$ 458,292	\$ 332,698	\$ 458,292	\$ -	\$ -	\$ -	\$ -	\$ -	\$ 458,292	100.00%
THE RUSK SCHOOL	Other	VARIOUS VENDORS	\$ 429,808	\$ 412,059	\$ 28,005	\$ 144,469	\$ -	\$ -	\$ -	\$ -	\$ 172,474	40.13%
		Total	\$ 888,100	\$ 744,757								
WALTRIP HIGH SCHOOL	Architect	GENSLER	\$ 1,132,639	\$ 1,000,456	\$ -	\$ -	\$ -	\$ -	\$ 270,440	\$ 36,244	\$ 306,684	27.08%
WALTRIP HIGH SCHOOL	CSP Contractor	FORT BEND MECHANICAL LTD.	\$ 11,980,990	\$ 2,197,078	\$ -	\$ -	\$ -	\$ -	\$ 2,027,003	\$ 2,298,175	\$ 4,325,178	36.10%
WALTRIP HIGH SCHOOL	Other	VARIOUS VENDORS	\$ 2,231,531	\$ 1,476,192	\$ 1,010,129	\$ 76,643	\$ -	\$ -	\$ -	\$ -	\$ 1,086,772	48.70%
		Total	\$ 15,345,160	\$ 4,673,726								
WORTHING HIGH SCHOOL	Architect	MOLINA WALKER ARCHITECTS, INC.	\$ 1,123,209	\$ 851,581	\$ -	\$ 1,123,209	\$ 17,000	\$ 12,500	\$ -	\$ -	\$ 1,123,209	100.00%
WORTHING HIGH SCHOOL	CSP Contractor	FORT BEND MECHANICAL LTD.	\$ 13,982,417	\$ 694,813	\$ -	\$ -	\$ -	\$ -	\$ 1,021,925	\$ -	\$ 1,021,925	7.31%
WORTHING HIGH SCHOOL	Other	VARIOUS VENDORS	\$ 1,218,284	\$ 910,510	\$ 204,452	\$ 134,550	\$ -	\$ -	\$ -	\$ -	\$ 339,002	27.83%
		Total	\$ 16,323,911	\$ 2,456,903								
CAGE ELEMENTARY SCHOOL	Other	VARIOUS VENDORS	\$ 39,353	\$ 30,980	\$ 25,143	\$ -	\$ -	\$ -	\$ -	\$ -	\$ 25,143	63.89%
		Total	\$ 39,353	\$ 30,980								
CODWELL ELEMENTARY SCHOOL	Other	VARIOUS VENDORS	\$ 45,554	\$ 45,554	\$ 19,181	\$ 25,673	\$ -	\$ -	\$ -	\$ -	\$ 44,854	98.46%
		Total	\$ 45,554	\$ 45,554								
CONDIT ELEMENTARY SCHOOL	Other	VARIOUS VENDORS	\$ 126,889	\$ 126,889	\$ 125,527	\$ 455	\$ -	\$ -	\$ -	\$ -	\$ 125,982	99.29%
		Total	\$ 126,889	\$ 126,889								
DODSON ELEMENTARY SCHOOL	Other	VARIOUS VENDORS	\$ 67,342	\$ 67,342	\$ 28,092	\$ 37,707	\$ -	\$ -	\$ -	\$ -	\$ 65,799	97.71%
		Total	\$ 67,342	\$ 67,342								
DOWLING MIDDLE SCHOOL	Other	VARIOUS VENDORS	\$ 410,882	\$ 410,882	\$ 228,272	\$ 700	\$ -	\$ -	\$ -	\$ -	\$ 228,972	55.73%
		Total	\$ 410,882	\$ 410,882								
DURHAM ELEMENTARY SCHOOL	Other	VARIOUS VENDORS	\$ 98,946	\$ 68,460	\$ 64,228	\$ 30,485	\$ -	\$ -	\$ -	\$ -	\$ 94,713	95.72%
		Total	\$ 98,946	\$ 68,460								
ELROD ELEMENTARY SCHOOL	Other	VARIOUS VENDORS	\$ 206,022	\$ 189,758	\$ 204,474	\$ 455	\$ -	\$ -	\$ -	\$ -	\$ 204,929	99.47%
		Total	\$ 206,022	\$ 189,758								
FRANKLIN ELEMENTARY SCHOOL	Other	VARIOUS VENDORS	\$ 568,974	\$ 228,114	\$ 33,020	\$ 34,679	\$ -	\$ -	\$ -	\$ -	\$ 67,700	11.90%
		Total	\$ 568,974	\$ 228,114								
GOLFCREST ELEMENTARY SCHOOL	Other	VARIOUS VENDORS	\$ 67,239	\$ 67,239	\$ 63,975	\$ 450	\$ -	\$ -	\$ -	\$ -	\$ 64,425	95.82%
		Total	\$ 67,239	\$ 67,239								
MANDARIN CHINESE LANGUAGE IMMERSION MAGNET SCHOOL	Architect	MOLINA WALKER ARCHITECTS, INC.	\$ 61,611	\$ 50,205	\$ -	\$ 61,611	\$ -	\$ -	\$ -	\$ -	\$ 61,611	100.00%
MANDARIN CHINESE LANGUAGE IMMERSION MAGNET SCHOOL	Other	VARIOUS VENDORS	\$ 359,975	\$ 295,333	\$ 284,898	\$ 455	\$ -	\$ -	\$ -	\$ -	\$ 285,353	79.27%
		Total	\$ 421,587	\$ 345,538								
HIGH SCHOOL FOR LAW ENFORCEMENT & CRIMINAL JUSTICE	Other	VARIOUS VENDORS	\$ 218,565	\$ 208,358	\$ 34,367	\$ 53,775	\$ -	\$ -	\$ -	\$ -	\$ 88,142	40.33%
		Total	\$ 218,565	\$ 208,358								
HOGG MIDDLE SCHOOL	Architect	ENGLISH + ASSOCIATES ARCHITECTS, IN	\$ 367,850	\$ -	\$ -	\$ 367,850	\$ -	\$ -	\$ -	\$ -	\$ 367,850	100.00%
HOGG MIDDLE SCHOOL	CSP Contractor	HORIZON INTERNATIONAL GROUP	\$ 491,323	\$ 476,281	\$ 491,323	\$ -	\$ -	\$ -	\$ -	\$ -	\$ 491,323	100.00%
HOGG MIDDLE SCHOOL	Other	VARIOUS VENDORS	\$ 1,309,085	\$ 1,184,317	\$ 374,041	\$ 48,191	\$ 6,000	\$ -	\$ -	\$ -	\$ 422,233	32.25%
		Total	\$ 2,168,258	\$ 1,660,598								
KOLTER ELEMENTARY SCHOOL	Other	VARIOUS VENDORS	\$ 64,859	\$ 64,859	\$ 64,404	\$ 455	\$ -	\$ -	\$ -	\$ -	\$ 64,859	100.00%
		Total	\$ 64,859	\$ 64,859								
LAW ELEMENTARY SCHOOL	Other	VARIOUS VENDORS	\$ 218,179	\$ 218,179	\$ 32,248	\$ 65,938	\$ -	\$ -	\$ -	\$ -	\$ 98,186	45.00%
		Total	\$ 218,179	\$ 218,179								
MACGREGOR ELEMENTARY SCHOOL	Other	VARIOUS VENDORS	\$ 323,073	\$ 287,682	\$ 67,777	\$ 65,334	\$ -	\$ -	\$ -	\$ -	\$ 133,111	41.20%
		Total	\$ 323,073	\$ 287,682								
MILBY HIGH SCHOOL	Other	VARIOUS VENDORS	\$ 759,446	\$ 744,185	\$ 135,306	\$ 5,269	\$ -	\$ -	\$ -	\$ -	\$ 140,575	18.51%
		Total	\$ 759,446	\$ 744,185								
PARKER ELEMENTARY SCHOOL	Other	VARIOUS VENDORS	\$ 103,152	\$ 103,152	\$ 97,192	\$ 455	\$ -	\$ -	\$ -	\$ -	\$ 97,647	94.66%
		Total	\$ 103,152	\$ 103,152								
PUGH ELEMENTARY SCHOOL	Other	VARIOUS VENDORS	\$ 73,340	\$ 64,360	\$ 19,181	\$ 40,926	\$ -	\$ -	\$ -	\$ -	\$ 60,107	81.96%
		Total	\$ 73,340	\$ 64,360								
ROGERS MIDDLE SCHOOL	Architect	SUSTAITA ASSOCIATES A.I.A., INC.	\$ 306,492	\$ 3,678	\$ 306,492	\$ -	\$ -	\$ -	\$ -	\$ -	\$ 306,492	100.00%
ROGERS MIDDLE SCHOOL	Other	VARIOUS VENDORS	\$ 440,370	\$ 425,698	\$ 19,318	\$ 22,684	\$ -	\$ -	\$ 96,220	\$ -	\$ 138,222	31.39%
		Total	\$ 746,862	\$ 425,698								
SANCHEZ ELEMENTARY SCHOOL	Other	VARIOUS VENDORS	\$ 71,827	\$ 63,953	\$ 19,631	\$ 39,547	\$ -	\$ -	\$ -	\$ -	\$ 59,178	82.39%
		Total	\$ 71,827	\$ 63,953								
SHEARN ELEMENTARY SCHOOL	Other	VARIOUS VENDORS	\$ 108,710	\$ 108,710	\$ 37,819	\$ 65,967	\$ -	\$ -	\$ -	\$ -	\$ 103,785	95.47%
		Total	\$ 108,710	\$ 108,710								

Design and Construction M/WBE Report



School Name	Vendor Type	Vendor Name	Contracted Amount	Payments to Date	First Tier MBE Spend	First Tier WBE Spend	Additional MBE Spend	Additional WBE Spend	Second Tier MBE Spend	Second Tier WBE Spend	Total M/WBE Commitment Amount	Total M/WBE Committed Percentage
SOUTH EARLY COLLEGE HIGH SCHOOL (EMPOWERMENT)	Other	VARIOUS VENDORS	\$ 502	\$ 502	\$ -	\$ -	\$ -	\$ -	\$ -	\$ -	\$ -	0.00%
		Total	\$ 502	\$ 502								
WAINWRIGHT ELEMENTARY SCHOOL	Other	VARIOUS VENDORS	\$ 230,034	\$ 99,810	\$ 26,850	\$ 130,223	\$ -	\$ -	\$ -	\$ -	\$ 157,073	68.28%
		Total	\$ 230,034	\$ 99,810								
WINDSOR VILLAGE ELEMENTARY SCHOOL	Other	VARIOUS VENDORS	\$ 83,195	\$ 83,195	\$ 81,161	\$ 450	\$ -	\$ -	\$ -	\$ -	\$ 81,611	98.10%
		Total	\$ 83,195	\$ 83,195								
INTERNATIONAL HIGH SCHOOL @ SHARPSTOWN	Architect	PDG, INC.	\$ 197,169	\$ 153,487	\$ -	\$ -	\$ -	\$ -	\$ -	\$ -	\$ -	0.00%
INTERNATIONAL HIGH SCHOOL @ SHARPSTOWN	CSP Contractor	DT CONSTRUCTION	\$ 2,126,669	\$ 451,320	\$ -	\$ -	\$ -	\$ -	\$ -	\$ -	\$ -	0.00%
INTERNATIONAL HIGH SCHOOL @ SHARPSTOWN	Other	VARIOUS VENDORS	\$ 818,022	\$ 711,145	\$ 2,009	\$ 12,658	\$ -	\$ -	\$ -	\$ -	\$ 14,667	1.79%
		Total	\$ 3,141,860	\$ 1,315,952								
GRIMES ELEMENTARY SCHOOL	Architect	SMITH & COMPANY ARCHITECTS, INC.	\$ 200,256	\$ 135,105	\$ 200,256	\$ -	\$ -	\$ -	\$ -	\$ -	\$ 200,256	100.00%
GRIMES ELEMENTARY SCHOOL	Other	VARIOUS VENDORS	\$ 223,049	\$ 220,018	\$ 33,209	\$ 20,722	\$ -	\$ -	\$ -	\$ -	\$ 53,931	24.18%
		Total	\$ 423,305	\$ 355,123								
MCDADE ELEMENTARY SCHOOL	Other	VARIOUS VENDORS	\$ 177,638	\$ 177,595	\$ 32,261	\$ 1,412	\$ -	\$ -	\$ -	\$ -	\$ 33,673	18.96%
		Total	\$ 177,638	\$ 177,595								
RHOADS ELEMENTARY SCHOOL	Architect	MERRIMAN HOLT ARCHITECTS	\$ 135,926	\$ 100,084	\$ -	\$ -	\$ -	\$ -	\$ 37,434	\$ -	\$ 37,434	27.54%
RHOADS ELEMENTARY SCHOOL	Other	VARIOUS VENDORS	\$ 102,430	\$ 96,946	\$ 19,181	\$ 450	\$ -	\$ -	\$ -	\$ -	\$ 19,631	19.17%
		Total	\$ 238,355	\$ 197,030								
SCHOOL ATHLETICS	Architect	Natex Corporation	\$ 931,269	\$ 741,329	\$ -	\$ 931,269	\$ 100,000	\$ -	\$ -	\$ -	\$ 931,269	100.00%
SCHOOL ATHLETICS	Other	VARIOUS VENDORS	\$ 3,303,265	\$ 2,864,499	\$ 389,295	\$ 6,077	\$ -	\$ -	\$ -	\$ -	\$ 395,372	11.97%
		Total	\$ 4,234,534	\$ 3,605,829								
TURNAROUND PROJECTS	Other	VARIOUS VENDORS	\$ 427,107	\$ 418,689	\$ 288,792	\$ 4,857	\$ -	\$ -	\$ -	\$ -	\$ 293,649	68.75%
		Total	\$ 427,107	\$ 418,689								
AECOM SERVICES INC.	CMPA	AECOM SERVICES INC	\$ 6,585,263	\$ 5,159,967	\$ -	\$ -	\$ -	\$ -	\$ 1,865,000	\$ 959,806	\$ 2,824,806	42.90%
		Total	\$ 6,585,263	\$ 5,159,967								
ATSER, L.P.	CMPA	ATSER, L.P.	\$ 7,453,723	\$ 5,527,877	\$ 7,453,723	\$ -	\$ 1,900,000	\$ -	\$ -	\$ -	\$ 7,453,723	100.00%
		Total	\$ 7,453,723	\$ 5,527,877								
JOHNSTON, LLC	CMPA	JOHNSTON, LLC	\$ 7,546,248	\$ 5,927,509	\$ -	\$ -	\$ -	\$ -	\$ 1,850,000	\$ 384,890	\$ 2,234,890	29.62%
		Total	\$ 7,546,248	\$ 5,927,509								
RICE & GARDNER CONSULTANTS, INC.	CMPA	RICE & GARDNER CONSULTANTS, INC.	\$ 6,337,415	\$ 5,709,460	\$ -	\$ -	\$ -	\$ -	\$ 1,001,362	\$ 1,005,369	\$ 2,006,731	31.66%
		Total	\$ 6,337,415	\$ 5,709,460								
TURNER-TREVINO-HISD JV	CMPA	TURNER-TREVINO-HISD JV	\$ 5,910,942	\$ 5,141,758	\$ -	\$ -	\$ -	\$ -	\$ 2,113,898	\$ -	\$ 2,113,898	35.76%
		Total	\$ 5,910,942	\$ 5,141,758								
Design & Construction Total			\$ 595,334,884	\$ 472,232,153	\$ 34,199,869	\$ 47,172,515	\$ 3,555,653	\$ 2,297,137	\$ 97,960,153	\$ 21,504,729	\$ 200,837,266	33.74%
Other Project Cost Total (Various Vendors)			\$ 234,565,649	\$ 209,519,773	\$ 54,937,161	\$ 17,347,444	\$ 300,748	\$ 160,763	\$ 198,550	\$ 518,017	\$ 73,001,171	31.12%
CMPA Total			\$ 33,833,591	\$ 27,466,571	\$ 7,453,723	\$ -	\$ 1,900,000	\$ -	\$ 6,830,260	\$ 2,350,065	\$ 16,634,048	49.16%
Grand Total*			\$ 863,734,125	\$ 709,218,498	\$ 96,590,752	\$ 64,519,959	\$ 5,756,400	\$ 2,457,900	\$ 104,988,963	\$ 24,372,811	\$ 290,472,485	33.63%

Certified M/WBE firm by one of the following agencies: City of Houston (COH), Houston Minority Supplier Development Council (HMSDC), and/or Women's Business Enterprise Alliance (WBEA).

First Tier Spend is defined as a certified M/WBE firm that invoices HISD directly for goods and/or services. (All invoices paid by HISD.)

Additional Spend is defined as a certified M/WBE firm that subcontracts with another certified M/WBE firm for goods and/or services. (All invoices paid by First Tier M/WBE firm; Additional Spend is not included in the Total M/WBE Commitment.)

Second Tier Spend is defined as a Non-M/WBE firm who subcontracts with a certified M/WBE firm for goods and/or services. (All invoices paid by non-M/WBE firm.)

*Grand Total Contracted Amount = Budgeting's Pre-Encumbrance + Encumbrance + Actual + CMPA Fees.

NOTE: Various Vendor spend would be inclusive of additional construction Costs (including Hazardous Material Removal, HVAC (DBR), Other Program Cost, Safety/Security, Science Infrastructure, Tracks and T-Building.); Other Program Costs (Including Management, Project Reserves and Soft Costs); Furnishings./Equipment Costs (including furniture, library books, other equipment, science equipment and technology); and Land Purchase Costs (including Land Purchases, Appraisals, and Environmental Testing).