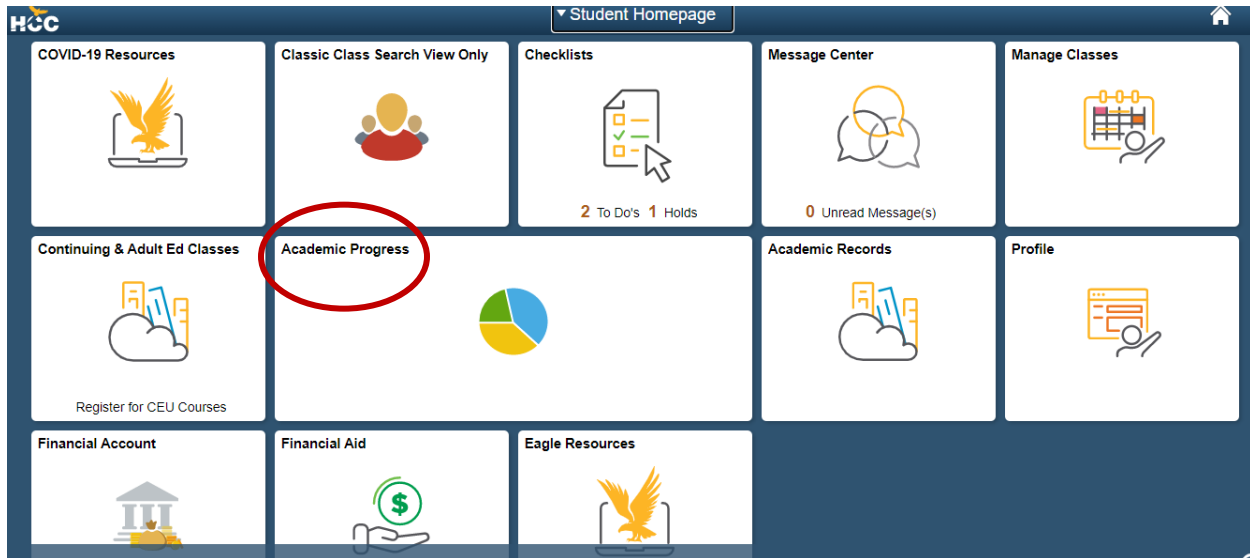


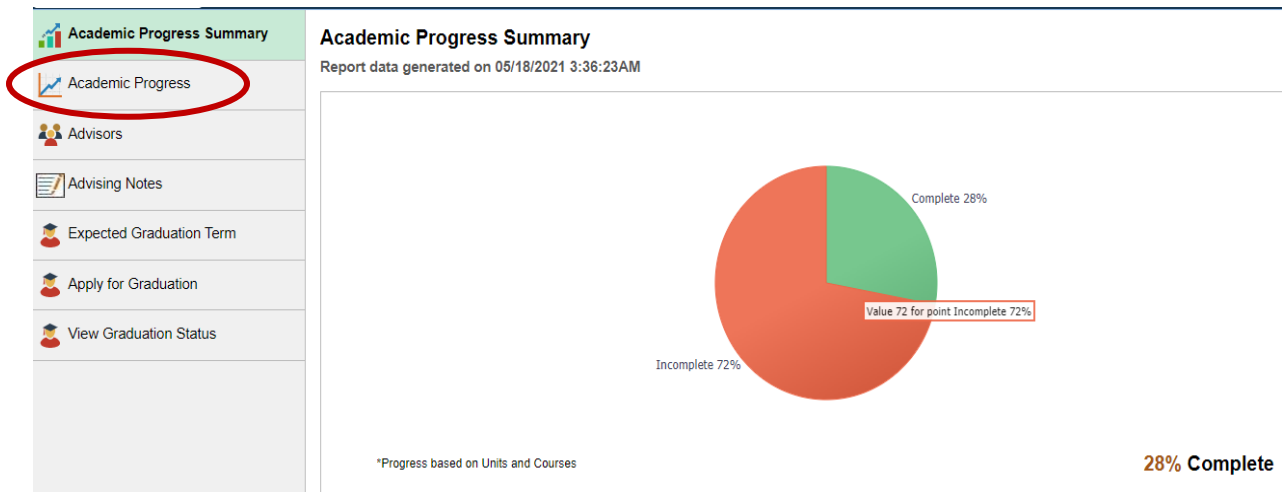
# How To Read your Academic Progress Report

[www.myeagle.hccs.edu](http://www.myeagle.hccs.edu) → Student Sign-In → Student Homepage

- Once in your Student Homepage, click on Academic Progress (Pie Chart tile).



- Then, click on **Academic Progress** to view degree or certificate progress.



- Your **Academic Advisement Report** will populate with all courses taken and, or currently enrolled. It is very important to review each section of the report carefully, to familiarize yourself with course requirements for each section and for any discrepancies.
- If you notice any discrepancies on the report, let your High School representative and Dual Credit Success Coach know.

## Academic Progress

Report data generated on 05/18/2021 3:36:23AM

### ADVISING DISCLAIMER

✓ Satisfied

### Catalog Year

✓ Satisfied

### Texas Success Initiative

✓ Satisfied

### TSI Requirements in Math

✓ Satisfied

### TSI Math Complete

✓ Satisfied

### TSI Requirements in Read/Write

✓ Satisfied

### TSI Status: Reading/Writing Complete

✓ Satisfied

### AA MULTIDISCIPLINARY STUDIES -GENERAL FIRST YEAR REQUIREMENTS

✦ Not Satisfied

The first item to view is the Texas Success Initiative (TSI) section. Your test results will determine if the TSI Section is complete (Satisfied) or not.

Make sure the appropriate pathway for your high school is listed correctly.

- As you continue reviewing your report, pay close attention to sections that are Not Satisfied

### Social & Behavioral Science Requirements (080)

✓ Satisfied

Units Completed 100%



Green circle with check mark indicates a complete section.

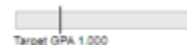
### Written Communication Requirements (010)

✦ Not Satisfied

Units Completed 0%



GPA Achieved 0.000



Yellow diamond followed with Not Satisfied are uncompleted sections and may require immediate attention.

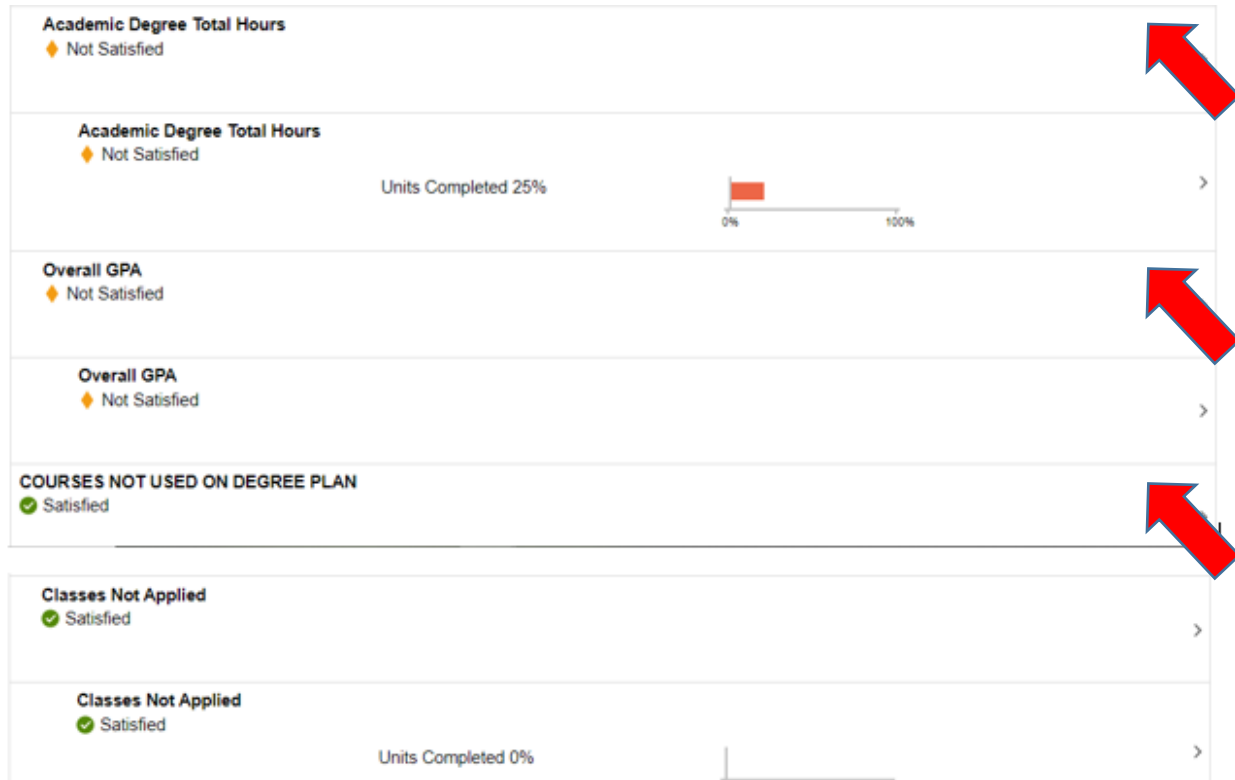


>

Each section has an arrow that will expand to view additional information, or show a list of classes that may satisfy each respected area.

**NOTE:** You must check with your high school admin to verify you are taking the appropriate course.

- At the end of the report, you will need to pay attention to the following items:
  - **Academic Degree Total Hours:** This will show total hours applied to degree or certificate and your completion percentage.
  - **GPA:** You must have an overall 2.00 GPA or higher.
  - **COURSES NOT USED ON DEGREE PLAN:** This section will list any courses taken that were not applied to degree or certificate. In other words, you may have taken extra classes not needed to complete the degree or certificate requirements.



\*\*\*You will always have access to your Academic Advising Report. The report is updated automatically, and you should be able to see your academic progress as you complete your courses. Should you have any questions regarding your course selections or requirements, reach out to your **high school representative first**. If you still need assistance, reach out to your Dual Credit Success Coach.